

**Market  
Monkey**

Decorative orange lines and leaves graphic.

# Blue

## ASX Top 100

---


Stock Price Swing Charts

For ASX Market Close  
11 April 2025

Learn to read sharemarket indicators 🚀

## Seven Steps to Smarter Trading and Investing

Learn the simple steps of active investing using proven stock indicators, trusted by top active fund managers, and used in portfolio management for over 50+ years. These simple yet powerful technical trading tips provide clear tactics for selecting blue-chip stocks to maximize portfolio growth. We've compiled some of the most effective strategies into this free resource.



Jump into the jungle of blue chip stock trading with our streamlined, seven step quick-start strategy for active trading.

[Learn More](#)

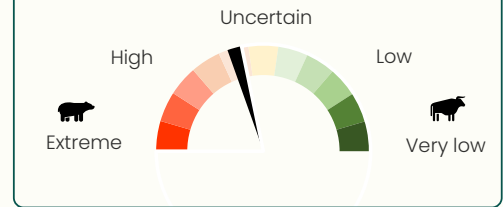
### Report Disclaimer

*The educational reports and materials created and provided by **Market Monkey** are intended for educational purposes only and **should not be used for making investing or trading decisions** of any kind. The data presented is delayed (not real-time) and may contain errors. The Market Monkey team does not warrant the accuracy of the data nor agree to update it within any specific timeframes. We are not a financial product advisory service, and Market Monkey does not provide financial product advice. The information provided by Market Monkey consists of numerical data based on publicly available information, user-entered data, or data otherwise available to us. The reports generated are derived from this information using Market Monkey algorithms and Swingvesting © methodology, and commonly used market calculations. This information is neither a recommendation nor a statement of opinion. It should not be relied upon for making investment decisions, and it is recommended that you seek your own independent financial advice before making any decisions regarding your investments. For explainers of this training resource, **visit our Seven Steps videos** on the Market Monkey website.*



# ASX TOP 50 SWING CHART p1

## TOP 50 Market Sentiment & Risk



No.	ASX Code	Trend	Company Description	Sector	SWING ALERT	PRICE DIRECTION	TREND MOMENTUM	TRADING VOLUME	Buy-Sell PRESSURE	RISK %
1	<b>CBA</b>	→	COMMONWEALTH BANK OF AUSTRALIA	Banking Services...		-18	-49	81	15	4
2	<b>BHP</b>	↓	BHP GROUP LIMITED	Metals & Mining...	●	-38	-51	100	-45	-20
3	<b>RIO</b>	→	RIO TINTO LIMITED	Metals & Mining...	●	-28	-44	88	-32	-13
4	<b>CSL</b>	↓	CSL LIMITED	Pharmaceuticals...		-53	-98	100	-48	-33
5	<b>WBC</b>	→	WESTPAC BANKING CORPORATION	Banking Services...		-25	-47	1	-21	-23
6	<b>NAB</b>	↓	NATIONAL AUSTRALIA BANK LIMITE	Banking Services...		-48	-83	62	-13	-24
7	<b>NEM</b>	↑	NEWMONT CORPORATION	Metals & Mining...		39	79	5	43	41
8	<b>ANZ</b>	→	ANZ GROUP HOLDINGS LIMITED	Banking Services...	●	-27	-44	76	-47	-19
9	<b>WES</b>	↓	WESFARMERS LIMITED	Diversified Retail...		-32	-57	31	10	-12
10	<b>MQG</b>	↓	MACQUARIE GROUP LIMITED.	Investment Banking &...		-75	-77	100	-83	-49
11	<b>GMG</b>	↓	GOODMAN GROUP UNT	Data not available...		-69	-75	97	-22	-27
12	<b>RMD</b>	↓	RESMED INC.	Healthcare Equipment...	●	-40	-66	12	-13	-27
13	<b>XYZ</b>	↓	BLOCK, INC.	Professional & Comme...		-77	-86	100	4	-22
14	<b>TLS</b>	↑	TELSTRA GROUP LIMITED	Telecommunications S...	●	51	90	100	45	64
15	<b>FMG</b>	↓	FORTESCUE LTD	Metals & Mining...		-50	-76	75	-9	-20
16	<b>TCL</b>	→	TRANSURBAN GROUP	Transport Infrastruc...		-27	-50	87	19	4
17	<b>WOW</b>	↑	WOOLWORTHS GROUP LIMITED	Food & Drug Retailin...	●	44	43	100	48	9
18	<b>WDS</b>	↓	WOODSIDE ENERGY GROUP LTD	Oil & Gas...	●	-54	-62	100	-100	-45
19	<b>ALL</b>	↓	ARISTOCRAT LEISURE LIMITED	Hotels & Entertainme...	●	-58	-65	100	-13	-18
20	<b>SIG</b>	→	SIGMA HEALTHCARE LIMITED	Pharmaceuticals...		17	98	100	33	50
21	<b>REA</b>	→	REA GROUP LTD	Software & IT Servic...		-23	-49	96	50	17
22	<b>QBE</b>	→	QBE INSURANCE GROUP LIMITED	Insurance...	●	-21	-64	35	-30	-22
23	<b>COL</b>	↑	COLES GROUP LIMITED	Food & Drug Retailin...		42	53	100	53	57
24	<b>BXB</b>	→	BRAMBLES LIMITED	Containers & Packagi...	●	23	75	43	22	35
25	<b>WTC</b>	↓	WISETECH GLOBAL LIMITED	Software & IT Servic...		-70	-91	83	19	-18

# ASX TOP 50 SWING CHART p2

No.	ASX Code	Trend	Company Description	Sector	SWING ALERT	PRICE DIRECTION	TREND MOMENTUM	TRADING VOLUME	Buy-Sell PRESSURE	RISK %
26	NWS	↓	NEWS CORPORATION	Media & Publishing...	●	-36	-45	12	8	0
27	XRO	↓	XERO LIMITED	Software & IT Servic...		-51	-75	83	1	-16
28	AMC	↓	Amcors plc	Containers & Packagi...	●	-33	-47	90	-29	-13
29	NST	↑	NORTHERN STAR RESOURCES LTD	Metals & Mining...	●	45	66	100	100	76
30	CPU	↑	COMPUTERSHARE LIMITED	Professional & Comme...		43	74	76	-32	29
31	SUN	→	SUNCORP GROUP LIMITED	Insurance...		-22	-67	-5	-8	-22
32	PME	↓	PRO MEDICUS LIMITED	Healthcare Equipment...		-57	-72	100	9	-11
33	FPH	↓	FISHER & PAYKEL HEALTHCARE COR	Healthcare Equipment...		-58	-79	100	26	-7
34	SVW	↓	SGH LIMITED	Machinery, Equipment...	●	-31	-65	33	-31	-26
35	STO	↓	SANTOS LIMITED	Oil & Gas...		-48	-48	100	-100	-41
36	IAG	↓	INSURANCE AUSTRALIA GROUP LIMI	Insurance...		-44	-68	9	-5	-26
37	SCG	→	SCENTRE GROUP	Real Estate Operatio...		-25	-74	15	-4	-19
38	URW	↘	Unibail-Rodamco-Westfield SE	Residential & Commer...	●	-30	-50	24	-62	-35
39	ORG	↓	ORIGIN ENERGY LIMITED	Electrical Utilities...	●	-43	-61	-3	-29	-35
40	COH	↓	COCHLEAR LIMITED	Healthcare Equipment...		-49	-71	100	-27	-21
41	JHX	↓	JAMES HARDIE INDUSTRIES PUBLIC	Construction Materia...		-68	-81	100	-100	-53
42	MEZ	↓	MERIDIAN ENERGY LIMITED	Electrical Utilities...		-30	-65	-1	25	-13
43	EVN	↑	EVOLUTION MINING LIMITED	Metals & Mining...		52	98	88	51	65
44	ASX	→	ASX LIMITED	Investment Banking &...		23	60	74	33	41
45	SOL	→	WASHINGTON H. SOUL PATTINSON A	Holding Companies...	●	22	32	100	30	39
46	QAN	↓	QANTAS AIRWAYS LIMITED	Passenger Transporta...	●	-32	-74	-4	-34	-35
47	AIA	↘	AUCKLAND INTERNATIONAL AIRPORT	Transport Infrastruc...	●	-26	-82	70	8	7
48	MPL	↑	MEDIBANK PRIVATE LIMITED	Insurance...		53	93	97	-3	48
49	SHL	↓	SONIC HEALTHCARE LIMITED	Healthcare Providers...		-41	-62	39	-20	-79
50	CAR	↓	CAR GROUP LIMITED	Software & IT Servic...		-50	-77	94	16	-9

↑ Monthly stock price direction is in an uptrend

↗ Monthly stock price direction is probably in an uptrend

→ Monthly stock price direction is uncertain

↘ Monthly stock price direction is probably in a downtrend

↓ Monthly stock price direction is in a downtrend

● Stock has entered an upswing or uptrend

● Stock price swing trend may be changing

● Stock has entered a downswing or downtrend



KEY

# ASX TOP 100 SWING CHART p1

No.	ASX Code	Trend	Company Description	Sector	SWING ALERT	PRICE DIRECTION	TREND MOMENTUM	TRADING VOLUME	Buy-Sell PRESSURE	RISK %
51	SGP	→	STOCKLAND UNT	Data not available...		11	30	13	12	15
52	S32	↓	SOUTH32 LIMITED	Metals & Mining...	●	-45	-49	100	-100	-40
53	LNW	↑	LIGHT & WONDER, INC.	Hotels & Entertainme...		38	62	100	-70	16
54	AAI	NA	ALCOA CORPORATION	Metals & Mining...		NA	NA	NA	NA	NA
55	TLC	→	THE LOTTERY CORPORATION LIMITE	Hotels & Entertainme...		24	45	54	20	31
56	APA	↑	APA GROUP UNT	Data not available...		53	76	100	9	50
57	VCX	→	VICINITY CENTRES RE LTD	Residential & Commer...		14	31	66	2	22
58	REH	↓	REECE LIMITED	Homebuilding & Const...		-79	-80	100	0	-23
59	JBH	→	JB HI-FI LIMITED	Specialty Retailers...	●	-19	-56	11	11	-10
60	BSL	↑	BLUESCOPE STEEL LIMITED	Metals & Mining...		45	56	100	-2	40
61	TPG	↗	TPG TELECOM LIMITED	Telecommunications S...		26	84	100	22	47
62	AFI	↓	AUSTRALIAN FOUNDATION INVESTME	Investment Banking &...		-60	-87	79	-15	-26
63	IFT	↓	INFRATIL LIMITED	Investment Banking &...		-42	-94	100	-24	-21
64	GPT	→	GPT GROUP UNT	Data not available...		-22	-36	62	5	-1
65	MGR	↑	MIRVAC GROUP UNT	Data not available...		30	60	38	8	29
66	TNE	↓	TECHNOLOGY ONE LIMITED	Software & IT Servic...		-50	-62	100	-3	-11
67	TLX	↓	TELIX PHARMACEUTICALS LIMITED	Biotechnology & Medi...	●	-33	-76	100	-9	-10
68	DXS	↗	DEXUS UNT	Data not available...		28	51	27	-3	21
69	ORI	→	ORICA LIMITED	Chemicals...		-19	-68	46	-39	-23
70	RHC	↑	RAMSAY HEALTH CARE LIMITED	Healthcare Providers...		36	57	54	-25	22
71	MCY	→	MERCURY NZ LIMITED	Electrical Utilities...		-12	-28	-67	7	-18
72	CHC	↑	CHARTER HALL GRP UNT	Data not available...		31	55	35	-9	22
73	ALX	→	Atlas Arteria Group	Transport Infrastruc...	●	-20	-34	3	5	-10
74	LYC	↗	LYNAS RARE EARTHS LIMITED	Metals & Mining...	●	26	85	100	100	73
75	ALQ	↓	ALS LIMITED	Professional & Comme...		-39	-56	65	-18	-18

- ↑ Monthly stock price direction is in an uptrend
- ↗ Monthly stock price direction is probably in an uptrend
- Monthly stock price direction is uncertain
- ↘ Monthly stock price direction is probably in a downtrend
- ↓ Monthly stock price direction is in a downtrend

- Stock has entered an upswing or uptrend
- Stock price swing trend may be changing
- Stock has entered a downswing or downtrend

KEY



# ASX TOP 100 SWING CHART p2

No.	ASX Code	Trend	Company Description	Sector	SWING ALERT	PRICE DIRECTION	TREND MOMENTUM	TRADING VOLUME	Buy-Sell PRESSURE	RISK %
76	SEK	↓	SEEK LIMITED	Professional & Comme...	●	-37	-22	27	-11	-15
77	TWE	↓	TREASURY WINE ESTATES LIMITED	Beverages...		-52	-82	100	-87	-43
78	EDV	↘	ENDEAVOUR GROUP LIMITED	Food & Drug Retailin...		-27	-34	56	22	2
79	AGL	↓	AGL ENERGY LIMITED	Multiline Utilities...		-36	-66	15	-11	-24
80	EBO	↗	EBOS GROUP LIMITED	Pharmaceuticals...		29	57	20	-6	21
81	QUB	↓	QUBE HOLDINGS LIMITED	Transport Infrastruc...		-40	-58	96	-14	-12
82	CEN	↘	CONTACT ENERGY LIMITED	Electrical Utilities...		-19	-71	-49	1	-26
83	WOR	↓	WORLEY LIMITED	Construction & Engin...	●	-47	-63	100	-100	-43
84	NXT	↓	NEXTDC LIMITED	Software & IT Servic...		-72	-98	100	-32	-34
85	ARG	↓	ARGO INVESTMENTS LIMITED	Investment Banking &...		-58	-90	69	-14	-27
86	YAL	↓	YANCOAL AUSTRALIA LTD	Coal...		-47	-94	84	-16	-23
87	SDF	↘	STEADFAST GROUP LTD	Insurance...		-19	-78	64	-7	-11
88	CWY	↘	CLEANAWAY WASTE MANAGEMENT LIM	Professional & Comme...		-21	-98	94	3	-7
89	HVN	↘	HARVEY NORMAN HOLDINGS LTD	Diversified Retail...	●	-23	-64	-37	-7	-27
90	A2M	↑	THE A2 MILK COMPANY LIMITED	Food & Tobacco...		86	86	43	25	58
91	BEN	↓	BENDIGO AND ADELAIDE BANK LIM	Banking Services...		-81	-93	52	-16	-39
92	GQG	↑	GQG PARTNERS INC.	Investment Banking &...		30	35	100	-23	25
93	NWL	↓	NETWEALTH GROUP LIMITED	Investment Banking &...		-57	-59	100	-4	-13
94	AZJ	↓	AURIZON HOLDINGS LIMITED	Freight & Logistics ...	●	-40	-97	-11	-6	-33
95	DEG	↑	DE GREY MINING LTD	Metals & Mining...		45	93	100	100	80
96	CSC	NA	CAPSTONE COPPER CORP	Metals & Mining...		NA	NA	NA	NA	NA
97	ALD	↓	AMPOL LIMITED	Oil & Gas...		-78	-73	95	-44	-37
98	HUB	↓	HUB24 LIMITED	Investment Banking &...	●	-59	-60	100	-49	-29
99	PRU	↑	PERSEUS MINING LIMITED	Metals & Mining...		40	89	30	7	36
100	PLS	↓	PILBARA MINERALS LIMITED	Metals & Mining...		-62	-95	100	-100	-53

- ↑ Monthly stock price direction is in an uptrend
- ↗ Monthly stock price direction is probably in an uptrend
- Monthly stock price direction is uncertain
- ↘ Monthly stock price direction is probably in a downtrend
- ↓ Monthly stock price direction is in a downtrend

- Stock has entered an upswing or uptrend
- Stock price swing trend may be changing
- Stock has entered a downswing or downtrend



KEY

# ASX TOP 50 SWING CHART

(Ranked 1-50) p1

No.	ASX Code	Trend	Company Description	Sector	SWING ALERT	PRICE DIRECTION	TREND MOMENTUM	TRADING VOLUME	Buy-Sell PRESSURE	RISK %
29	<b>NST</b>	↑	NORTHERN STAR RESOURCES LTD	Metals & Mining...	●	45	66	100	100	76
43	<b>EVN</b>	↑	EVOLUTION MINING LIMITED	Metals & Mining...		52	98	88	51	65
14	<b>TLS</b>	↑	TELSTRA GROUP LIMITED	Telecommunications S...	●	51	90	100	45	64
23	<b>COL</b>	↑	COLES GROUP LIMITED	Food & Drug Retailin...		42	53	100	53	57
20	<b>SIG</b>	→	SIGMA HEALTHCARE LIMITED	Pharmaceuticals...		17	98	100	33	50
48	<b>MPL</b>	↑	MEDIBANK PRIVATE LIMITED	Insurance...		53	93	97	-3	48
7	<b>NEM</b>	↑	NEWMONT CORPORATION	Metals & Mining...		39	79	5	43	41
44	<b>ASX</b>	→	ASX LIMITED	Investment Banking &...		23	60	74	33	41
45	<b>SOL</b>	→	WASHINGTON H. SOUL PATTINSON A	Holding Companies...	●	22	32	100	30	39
24	<b>BXB</b>	→	BRAMBLES LIMITED	Containers & Packagi...	●	23	75	43	22	35
30	<b>CPU</b>	↑	COMPUTERSHARE LIMITED	Professional & Comme...		43	74	76	-32	29
21	<b>REA</b>	→	REA GROUP LTD	Software & IT Servic...		-23	-49	96	50	17
17	<b>WOW</b>	↑	WOOLWORTHS GROUP LIMITED	Food & Drug Retailin...	●	44	43	100	48	9
47	<b>AIA</b>	↓	AUCKLAND INTERNATIONAL AIRPORT	Transport Infrastruc...	●	-26	-82	70	8	7
1	<b>CBA</b>	→	COMMONWEALTH BANK OF AUSTRALIA	Banking Services...		-18	-49	81	15	4
16	<b>TCL</b>	↓	TRANSURBAN GROUP	Transport Infrastruc...		-27	-50	87	19	4
26	<b>NWS</b>	↓	NEWS CORPORATION	Media & Publishing...	●	-36	-45	12	8	0
33	<b>FPH</b>	↓	FISHER & PAYKEL HEALTHCARE COR	Healthcare Equipment...		-58	-79	100	26	-7
50	<b>CAR</b>	↓	CAR GROUP LIMITED	Software & IT Servic...		-50	-77	94	16	-9
32	<b>PME</b>	↓	PRO MEDICUS LIMITED	Healthcare Equipment...		-57	-72	100	9	-11
9	<b>WES</b>	↓	WESFARMERS LIMITED	Diversified Retail...		-32	-57	31	10	-12
3	<b>RIO</b>	↓	RIO TINTO LIMITED	Metals & Mining...	●	-28	-44	88	-32	-13
42	<b>MEZ</b>	↓	MERIDIAN ENERGY LIMITED	Electrical Utilities...		-30	-65	-1	25	-13
28	<b>AMC</b>	↓	Amcor plc	Containers & Packagi...	●	-33	-47	90	-29	-13
27	<b>XRO</b>	↓	XERO LIMITED	Software & IT Servic...		-51	-75	83	1	-16

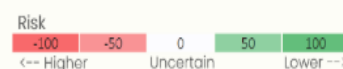
# ASX TOP 50 SWING CHART

(Ranked 1-51) p2

No.	ASX Code	Trend	Company Description	Sector	SWING ALERT	PRICE DIRECTION	TREND MOMENTUM	TRADING VOLUME	Buy-Sell PRESSURE	RISK %
19	ALL	↓	ARISTOCRAT LEISURE LIMITED	Hotels & Entertainme...	●	-58	-65	-100	-13	-18
25	WTC	↓	WISETECH GLOBAL LIMITED	Software & IT Servic...		-70	-91	83	19	-18
37	SCG	→	SCENTRE GROUP	Real Estate Operatio...		-25	-74	-15	-4	-19
8	ANZ	↘	ANZ GROUP HOLDINGS LIMITED	Banking Services...	●	-27	-44	-76	-47	-19
2	BHP	↓	BHP GROUP LIMITED	Metals & Mining...	●	-38	-51	-100	-45	-20
15	FMG	↓	FORTESCUE LTD	Metals & Mining...		-50	-76	-75	-9	-20
40	COH	↓	COCHLEAR LIMITED	Healthcare Equipment...		-49	-71	-100	-27	-21
22	QBE	→	QBE INSURANCE GROUP LIMITED	Insurance...	●	-21	-64	-35	-30	-22
31	SUN	→	SUNCORP GROUP LIMITED	Insurance...		-22	-67	-5	-8	-22
13	XYZ	↓	BLOCK, INC.	Professional & Comme...		-77	-86	100	4	-22
5	WBC	→	WESTPAC BANKING CORPORATION	Banking Services...		-25	-47	-1	-21	-23
6	NAB	↓	NATIONAL AUSTRALIA BANK LIMITE	Banking Services...		-48	-83	-62	-13	-24
34	SVW	↓	SGH LIMITED	Machinery, Equipment...	●	-31	-65	-33	-31	-26
36	IAG	↓	INSURANCE AUSTRALIA GROUP LIMI	Insurance...		-44	-68	-9	-5	-26
12	RMD	↓	RESMED INC.	Healthcare Equipment...	●	-40	-66	-12	-13	-27
11	GMG	↓	GOODMAN GROUP UNT	Data not available...		-69	-75	-97	-22	-27
4	CSL	↓	CSL LIMITED	Pharmaceuticals...		-53	-98	-100	-48	-33
39	ORG	↓	ORIGIN ENERGY LIMITED	Electrical Utilities...	●	-43	-61	-3	-29	-35
38	URW	↘	Unibail-Rodamco-Westfield SE	Residential & Commer...	●	-30	-50	-24	-62	-35
46	QAN	↓	QANTAS AIRWAYS LIMITED	Passenger Transporta...	●	-32	-74	-4	-34	-35
35	STO	↓	SANTOS LIMITED	Oil & Gas...		-48	-48	-100	-100	-41
18	WDS	↓	WOODSIDE ENERGY GROUP LTD	Oil & Gas...	●	-54	-62	-100	-100	-45
10	MQG	↓	MACQUARIE GROUP LIMITED.	Investment Banking &...		-75	-77	-100	-83	-49
41	JHX	↓	JAMES HARDIE INDUSTRIES PUBLIC	Construction Materia...		-68	-81	-100	-100	-53
49	SHL	↓	SONIC HEALTHCARE LIMITED	Healthcare Providers...		-41	-62	-39	-20	-79

- KEY**
- ↑ Monthly stock price direction is in an uptrend
  - ↗ Monthly stock price direction is probably in an uptrend
  - Monthly stock price direction is uncertain
  - ↘ Monthly stock price direction is probably in a downtrend
  - ↓ Monthly stock price direction is in a downtrend

- Stock has entered an upswing or uptrend
- Stock price swing trend may be changing
- Stock has entered a downswing or downtrend





# ASX TOP 100 SWING CHART

(ranked 51-100) p1

No.	ASX Code	Trend	Company Description	Sector	SWING ALERT	PRICE DIRECTION	TREND MOMENTUM	TRADING VOLUME	Buy-Sell PRESSURE	RISK %
96	CSC					NA	NA	NA	NA	NA
54	AAI					NA	NA	NA	NA	NA
95	DEG	↑	DE GREY MINING LTD	Metals & Mining...		45	93	100	100	80
74	LYC	↗	LYNAS RARE EARTHS LIMITED	Metals & Mining...	●	26	85	100	100	73
90	A2M	↑	THE A2 MILK COMPANY LIMITED	Food & Tobacco...		86	86	43	25	58
56	APA	↑	APA GROUP UNT	Data not available...		53	76	100	9	50
61	TPG	↗	TPG TELECOM LIMITED	Telecommunications S...		26	84	100	22	47
60	BSL	↑	BLUESCOPE STEEL LIMITED	Metals & Mining...		45	56	-100	-2	40
99	PRU	↑	PERSEUS MINING LIMITED	Metals & Mining...		40	89	30	7	36
55	TLC	↗	THE LOTTERY CORPORATION LIMITE	Hotels & Entertainme...		24	45	54	20	31
65	MGR	↑	MIRVAC GROUP UNT	Data not available...		30	60	38	8	29
92	GQG	↑	GQG PARTNERS INC.	Investment Banking &...		30	35	-100	-23	25
72	CHC	↑	CHARTER HALL GRP UNT	Data not available...		31	55	-35	-9	22
70	RHC	↑	RAMSAY HEALTH CARE LIMITED	Healthcare Providers...		36	57	-54	-25	22
57	VCX	↗	VICINITY CENTRES RE LTD	Residential & Commer...		14	31	66	2	22
68	DXS	↗	DEXUS UNT	Data not available...		28	51	-27	-3	21
80	EBO	↗	EBOS GROUP LIMITED	Pharmaceuticals...		29	57	-20	-6	21
53	LNW	↑	LIGHT & WONDER, INC.	Hotels & Entertainme...		38	62	-100	-70	16
51	SGP	↗	STOCKLAND UNT	Data not available...		11	30	13	12	15
78	EDV	↘	ENDEAVOUR GROUP LIMITED	Food & Drug Retailin...		-27	-34	56	22	2
64	GPT	↗	GPT GROUP UNT	Data not available...		-22	-36	62	5	-1
88	CWY	↗	CLEANAWAY WASTE MANAGEMENT LIM	Professional & Comme...		-21	-98	94	3	-7
67	TLX	↓	TELIX PHARMACEUTICALS LIMITED	Biotechnology & Medi...	●	-33	-76	-100	-9	-10
59	JBH	↗	JB HI-FI LIMITED	Specialty Retailers...	●	-19	-56	11	11	-10
73	ALX	↗	Atlas Arteria Group	Transport Infrastruc...	●	-20	-34	3	5	-10

- KEY**
- ↑ Monthly stock price direction is in an uptrend
  - ↗ Monthly stock price direction is probably in an uptrend
  - Monthly stock price direction is uncertain
  - ↘ Monthly stock price direction is probably in a downtrend
  - ↓ Monthly stock price direction is in a downtrend

- Stock has entered an upswing or uptrend
- Stock price swing trend may be changing
- Stock has entered a downswing or downtrend



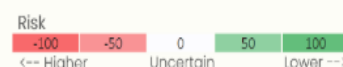
# ASX TOP 100 SWING CHART


(ranked 51-100) p2

No.	ASX Code	Trend	Company Description	Sector	SWING ALERT	PRICE DIRECTION	TREND MOMENTUM	TRADING VOLUME	Buy-Sell PRESSURE	RISK %
66	TNE	↓	TECHNOLOGY ONE LIMITED	Software & IT Servic...		-50	-62	-100	-3	-11
87	SDF	↗	STEADFAST GROUP LTD	Insurance...		-19	-78	-64	-7	-11
81	QUB	↓	QUBE HOLDINGS LIMITED	Transport Infrastruc...		-40	-58	-96	-14	-12
93	NWL	↓	NETWEALTH GROUP LIMITED	Investment Banking &...		-57	-59	-100	-4	-13
76	SEK	↓	SEEK LIMITED	Professional & Comme...	●	-37	-22	-27	-11	-15
71	MCY	↗	MERCURY NZ LIMITED	Electrical Utilities...		-12	-28	67	7	-18
75	ALQ	↓	ALS LIMITED	Professional & Comme...		-39	-56	-65	-18	-18
63	IFT	↓	INFRATIL LIMITED	Investment Banking &...		-42	-94	-100	-24	-21
86	YAL	↓	YANCOAL AUSTRALIA LTD	Coal...		-47	-94	-84	-16	-23
69	ORI	↗	ORICA LIMITED	Chemicals...		-19	-68	-46	-39	-23
58	REH	↓	REECE LIMITED	Homebuilding & Const...		-79	-80	-100	0	-23
79	AGL	↓	AGL ENERGY LIMITED	Multiline Utilities...		-36	-66	-15	-11	-24
82	CEN	↗	CONTACT ENERGY LIMITED	Electrical Utilities...		-19	-71	49	1	-26
62	AFI	↓	AUSTRALIAN FOUNDATION INVESTME	Investment Banking &...		-60	-87	-79	-15	-26
89	HVN	↗	HARVEY NORMAN HOLDINGS LTD	Diversified Retail...	●	-23	-64	-37	-7	-27
85	ARG	↓	ARGO INVESTMENTS LIMITED	Investment Banking &...		-58	-90	-69	-14	-27
98	HUB	↓	HUB24 LIMITED	Investment Banking &...	●	-59	-60	-100	-49	-29
94	AZJ	↓	AURIZON HOLDINGS LIMITED	Freight & Logistics ...	●	-40	-97	-11	-6	-33
84	NXT	↓	NEXTDC LIMITED	Software & IT Servic...		-72	-98	-100	-32	-34
97	ALD	↓	AMPOL LIMITED	Oil & Gas...		-78	-73	-95	-44	-37
91	BEN	↓	BENDIGO AND ADELAIDE BANK LIMI	Banking Services...		-81	-93	-52	-16	-39
52	S32	↓	SOUTH32 LIMITED	Metals & Mining...	●	-45	-49	-100	-100	-40
83	WOR	↓	WORLEY LIMITED	Construction & Engin...	●	-47	-63	-100	-100	-43
77	TWE	↓	TREASURY WINE ESTATES LIMITED	Beverages...		-52	-82	-100	-87	-43
100	PLS	↓	PILBARA MINERALS LIMITED	Metals & Mining...		-62	-95	-100	-100	-53

- KEY**
- ↑ Monthly stock price direction is in an uptrend
  - ↗ Monthly stock price direction is probably in an uptrend
  - Monthly stock price direction is uncertain
  - ↘ Monthly stock price direction is probably in a downtrend
  - ↓ Monthly stock price direction is in a downtrend

- Stock has entered an upswing or uptrend
- Stock price swing trend may be changing
- Stock has entered a downswing or downtrend





**Market  
Monkey**