

**Market
Monkey**

An orange graphic of a branch with several leaves, curving across the top right portion of the blue background.

Blue

ASX Top 100

Stock Price Swing Charts

PAPER TRADING ONLY

For ASX Market Close
30 November 2025

Learn to read sharemarket indicators 🚀

Seven Steps to Smarter Trading and Investing

Learn the simple steps of active investing using proven stock indicators, trusted by top active fund managers, and used in portfolio management for over 50+ years. These simple yet powerful technical trading tips provide clear tactics for selecting blue-chip stocks to maximize portfolio growth. We've compiled some of the most effective strategies into this free resource.



Jump into the jungle of blue chip stock trading with our streamlined, seven step quick-start strategy for active trading.

[Learn More](#)

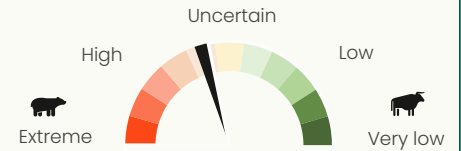
Report Disclaimer

*The educational reports and materials created and provided by **Market Monkey** are intended for educational purposes only and **should not be used for making investing or trading decisions** of any kind. The data presented is delayed (not real-time) and may contain errors. The Market Monkey team does not warrant the accuracy of the data nor agree to update it within any specific timeframes. We are not a financial product advisory service, and Market Monkey does not provide financial product advice. The information provided by Market Monkey consists of numerical data based on publicly available information, user-entered data, or data otherwise available to us. The reports generated are derived from this information using Market Monkey algorithms and Swingvesting © methodology, and commonly used market calculations. This information is neither a recommendation nor a statement of opinion. It should not be relied upon for making investment decisions, and it is recommended that you seek your own independent financial advice before making any decisions regarding your investments. For explainers of this training resource, [visit our Seven Steps videos](#) on the Market Monkey website.*



ASX TOP 50 SWING CHART p1

TOP 50 Market Sentiment & Risk



AT

No.	ASX Code	Trend	Company Description	Sector	SWING ALERT	PRICE DIRECTION	TREND MOMENTUM	TRADING VOLUME	Buy-Sell PRESSURE	RISK %
1	CBA	↓	COMMONWEALTH BANK OF AUSTRALIA	Banking Services...	●	-25	-56	25	-100	-57
2	BHP	↑	BHP GROUP LIMITED	Metals & Mining...		12	53	-17	-31	80
3	NAB	→	NATIONAL AUSTRALIA BANK LIMITE	Banking Services...	●	-17	-56	17	-76	2
4	CSL	↓	CSL LIMITED	Pharmaceuticals...		-41	-80	22	38	-100
5	WBC	→	WESTPAC BANKING CORPORATION	Banking Services...	●	-12	-65	-3	-29	15
6	WES	→	WESFARMERS LIMITED	Diversified Retail...	●	-41	-69	12	-24	-11
7	ANZ	↑	ANZ GROUP HOLDINGS LIMITED	Banking Services...		48	88	18	-52	96
8	MQG	↓	MACQUARIE GROUP LIMITED.	Investment Banking &...	●	-31	-53	65	-100	-92
9	GMG	↓	GOODMAN GROUP UNT	Data not available...	●	-52	-59	-4	-89	-100
10	TLS	↑	TELSTRA GROUP LIMITED	Telecommunications S...		22	56	-20	6	65
11	FMG	↑	FORTESCUE LTD	Metals & Mining...		30	89	-17	4	100
12	WDS	→	WOODSIDE ENERGY GROUP LTD	Oil & Gas...		-44	-65	-34	4	0
13	TCL	↑	TRANSURBAN GROUP	Transport Infrastruc...	●	15	68	-3	25	74
14	ALL	↓	ARISTOCRAT LEISURE LIMITED	Hotels & Entertainme...	●	-55	-74	25	-78	-82
15	RIO	↑	RIO TINTO LIMITED	Metals & Mining...		51	79	-35	-3	73
16	WOW	↓	WOOLWORTHS GROUP LIMITED	Food & Drug Retailin...		-34	-72	-3	25	-95
17	WTC	↓	WISETECH GLOBAL LIMITED	Software & IT Servic...		-69	-73	99	71	-85
18	SIG	→	SIGMA HEALTHCARE LIMITED	Pharmaceuticals...		-8	-31	38	-50	2
19	QBE	↓	QBE INSURANCE GROUP LIMITED	Insurance...		-34	-85	-22	-23	-67
20	PME	→	PRO MEDICUS LIMITED	Healthcare Equipment...	●	-38	-92	-44	8	-13
21	BXB	→	BRAMBLES LIMITED	Containers & Packagi...	●	-18	-93	-13	-25	-12
22	REA	↓	REA GROUP LTD	Software & IT Servic...	●	-52	-55	74	-98	-57
23	XRO	↓	XERO LIMITED	Software & IT Servic...		-65	-84	100	-100	-100
24	COL	→	COLES GROUP LIMITED	Food & Drug Retailin...	●	-30	-61	-16	9	20
25	NST	↑	NORTHERN STAR RESOURCES LTD	Metals & Mining...		64	73	-23	60	100

ASX TOP 50 SWING CHART p2

No.	ASX Code	Trend	Company Description	Sector	SWING ALERT	PRICE DIRECTION	TREND MOMENTUM	TRADING VOLUME	Buy-Sell PRESSURE	RISK %
26	STO	↓	SANTOS LIMITED	Oil & Gas...		-59	-92	-30	12	-100
27	CPU	↓	COMPUTERSHARE LIMITED	Professional & Comme...		-28	-87	-24	-14	-42
28	RMD	→	RESMED INC.	Healthcare Equipment...		-45	-68	-22	-6	-12
29	SUN	↓	SUNCORP GROUP LIMITED	Insurance...	●	-35	-80	17	-100	-85
30	SGH	↓	SGH LIMITED	Machinery, Equipment...		-25	-71	-35	-21	-63
31	VAS	→	Vanguard Aust Shs Idx ETF	Data not available...	●	-34	-77	100	-59	-7
32	IAG	↓	INSURANCE AUSTRALIA GROUP LIM	Insurance...	●	-29	-86	-3	-11	-58
33	SCG	↑	SCENTRE GROUP	Real Estate Operatio...	●	14	90	-30	2	65
34	FPH	→	FISHER & PAYKEL HEALTHCARE COR	Healthcare Equipment...		-19	-38	44	31	15
35	COH	↓	COCHLEAR LIMITED	Healthcare Equipment...		-36	-80	-20	-20	-100
36	ORG	→	ORIGIN ENERGY LIMITED	Electrical Utilities...	●	-28	-83	-41	-35	-22
37	JHX	↓	JAMES HARDIE INDUSTRIES PUBLIC	Construction Materia...	●	-21	-44	100	-100	-100
38	PMGOLD	NA	Xtrackers MSCI UK ESG UCITSETF	Data not available...		NA	NA	NA	NA	NA
39	QAN	→	QANTAS AIRWAYS LIMITED	Passenger Transporta...	●	-41	-78	13	-24	-13
40	SOL	→	WASHINGTON H. SOUL PATTINSON A	Holding Companies...	●	-37	-79	51	5	-25
41	EVN	↑	EVOLUTION MINING LIMITED	Metals & Mining...		55	82	-61	47	100
42	S32	↑	SOUTH32 LIMITED	Metals & Mining...		46	52	-20	12	34
43	CAR	↓	CAR GROUP LIMITED	Software & IT Servic...	●	-34	-84	54	-30	-76
44	MPL	↑	MEDIBANK PRIVATE LIMITED	Insurance...		-18	-60	-15	-22	34
45	ASX	↓	ASX LIMITED	Investment Banking &...		-38	-86	53	33	-97
46	SHL	↓	SONIC HEALTHCARE LIMITED	Healthcare Providers...		-39	-58	66	100	-58
47	SGP	↑	STOCKLAND UNT	Data not available...	●	19	78	-8	-39	45
48	TNE	↓	TECHNOLOGY ONE LIMITED	Software & IT Servic...	●	-54	-83	99	-100	-39
49	JBH	↓	JB HI-FI LIMITED	Specialty Retailers...	●	-50	-64	-7	-58	-38
50	AIA	↓	AUCKLAND INTERNATIONAL AIRPORT	Transport Infrastruc...		12	39	-43	-9	-50

- ↑ Monthly stock price direction is in an uptrend
- Monthly stock price direction is probably in an uptrend
- Monthly stock price direction is uncertain
- Monthly stock price direction is probably in a downtrend
- ↓ Monthly stock price direction is in a downtrend

- Stock has entered an upswing or uptrend
- Stock price swing trend may be changing
- Stock has entered a downswing or downtrend

KEY



ASX TOP 100 SWING CHART p1

No.	ASX Code	Trend	Company Description	Sector	SWING ALERT	PRICE DIRECTION	TREND MOMENTUM	TRADING VOLUME	Buy-Sell PRESSURE	RISK %
51	TLC	➡	THE LOTTERY CORPORATION LIMITE	Hotels & Entertainme...	●	-43	-65	-29	-4	-11
52	VCX	➡	VICINITY CENTRES RE LTD	Residential & Commer...		-9	-54	-18	-18	19
53	VGS	⬆	Vanguard MSCI Idx Intl Shs ETF	Data not available...		37	94	30	-2	100
54	IVV	⬆	iShares S&P 500 ETF AUD	Data not available...		42	94	23	0	100
55	APA	⬆	APA GROUP UNIT	Data not available...		46	99	-20	6	80
56	BSL	⬆	BLUESCOPE STEEL LIMITED	Metals & Mining...	●	-24	-56	100	100	83
57	TPG	⬇	TPG TELECOM LIMITED	Telecommunications S...		-37	-28	100	-100	-100
58	NEM	⬆	NEWMONT CORPORATION	Metals & Mining...		60	99	-72	71	100
59	GPT	⬆	GPT GROUP UNIT	Data not available...	●	-8	-72	-46	20	74
60	IFT	➡	INFRATIL LIMITED	Investment Banking &...		-17	-75	29	-52	-21
61	ORI	⬆	ORICA LIMITED	Chemicals...		43	69	59	65	100
62	REH	⬇	REECE LIMITED	Homebuilding & Const...	●	-14	-58	-13	47	-41
63	AMC	➡	AMCOR PLC	Containers & Packagi...		-28	-53	48	71	-26
64	AFI	⬇	AUSTRALIAN FOUNDATION INVESTME	Investment Banking &...	●	-27	-50	-11	-35	-81
65	CHC	⬆	CHARTER HALL GRP UNIT	Data not available...		25	68	-11	100	100
66	RHC	➡	RAMSAY HEALTH CARE LIMITED	Healthcare Providers...	●	32	68	18	100	-21
67	NXT	⬇	NEXTDC LIMITED	Software & IT Servic...	●	-36	-74	-6	-100	-69
68	MGR	➡	MIRVAC GROUP UNIT	Data not available...	●	-18	-62	-50	-35	-17
69	ALQ	⬆	ALS LIMITED	Professional & Comme...		55	93	58	31	100
70	SEK	➡	SEEK LIMITED	Professional & Comme...	●	-30	-73	-34	-60	-28
71	NWL	➡	NETWEALTH GROUP LIMITED	Investment Banking &...		-37	-74	21	-61	-12
72	TLX	⬇	TELIX PHARMACEUTICALS LIMITED	Biotechnology & Medi...	●	-12	-95	-18	-34	-100
73	YAL	⬇	YANCOAL AUSTRALIA LTD	Coal...		-12	-37	-65	-12	-75
74	MCY	⬇	MERCURY NZ LIMITED	Electrical Utilities...	●	-19	-54	-100	-7	-100
75	LYC	⬆	LYNAS RARE EARTHS LIMITED	Metals & Mining...		53	86	100	-98	96

- ⬆ Monthly stock price direction is in an uptrend
- ➡ Monthly stock price direction is probably in an uptrend
- ➡ Monthly stock price direction is uncertain
- ➡ Monthly stock price direction is probably in a downtrend
- ⬇ Monthly stock price direction is in a downtrend

- Stock has entered an upswing or uptrend
- Stock price swing trend may be changing
- Stock has entered a downswing or downtrend

KEY



ASX TOP 100 SWING CHART p2

No.	ASX Code	Trend	Company Description	Sector	SWING ALERT	PRICE DIRECTION	TREND MOMENTUM	TRADING VOLUME	Buy-Sell PRESSURE	RISK %
76	QUB	↑	QUBE HOLDINGS LIMITED	Transport Infrastruc...		49	63	100	100	100
77	A200	→	BetaShares Australia 200 ETF	Data not available...	●	-34	-79	52	-31	-6
78	DXS	↑	DEXUS UNT	Data not available...	●	10	66	-13	-15	37
79	HUB	↑	HUB24 LIMITED	Investment Banking &...	●	24	85	4	-73	79
80	EBO	↓	EBOS GROUP LIMITED	Pharmaceuticals...		-36	-84	-1	-12	-100
81	EDV	↓	ENDEAVOUR GROUP LIMITED	Food & Drug Retailin...		-41	-81	-65	6	-76
82	ALX	↓	Atlas Arteria Group	Transport Infrastruc...		-34	-36	-49	16	-60
83	MGOC	↑	Magellan Glb-Open-Active ETF	Data not available...	●	25	58	-38	-8	49
84	IOZ	→	iShares Core S&P/ASX 200 ETF	Data not available...	●	-37	-80	21	-25	-11
85	BEN	↓	BENDIGO AND ADELAIDE BANK LIM	Banking Services...	●	-43	-95	41	-100	-87
86	QUAL	↑	VanEck MSCI Intl Quality ETF	Data not available...		44	94	-46	4	100
87	WOR	↓	WORLEY LIMITED	Construction & Engin...	●	-33	-81	-20	-50	-100
88	ARG	→	ARGO INVESTMENTS LIMITED	Investment Banking &...		-23	-84	8	-14	-5
89	GQG	→	GQG PARTNERS INC.	Investment Banking &...		-27	-77	79	100	-15
90	MEZ	↓	MERIDIAN ENERGY LIMITED	Electrical Utilities...		4	82	-62	-16	-51
91	AGL	→	AGL ENERGY LIMITED	Multiline Utilities...	●	15	79	2	13	-17
92	HVN	↑	HARVEY NORMAN HOLDINGS LTD	Diversified Retail...		26	70	10	-42	88
93	SDF	↓	STEADFAST GROUP LTD	Insurance...		-35	-77	65	-95	-100
94	TWE	↓	TREASURY WINE ESTATES LIMITED	Beverages...		-70	-99	9	-20	-100
95	NDQ	↑	BetaShares NASDAQ 100 ETF	Data not available...		42	93	42	-24	100
96	CWY	↓	CLEANAWAY WASTE MANAGEMENT LIM	Professional & Comme...	●	-26	-89	17	45	-96
97	ALD	↑	AMPOL LIMITED	Oil & Gas...		27	92	-19	2	100
98	STW	→	SPDR S&P/ASX 200 ETF	Data not available...	●	-34	-79	44	-28	-7
99	DACE	↑	Dmsnl Aust Core Eq-Active ETF	Data not available...	●	-16	-59	-11	-14	58
100	A2M	↑	THE A2 MILK COMPANY LIMITED	Food & Tobacco...	●	2	77	-56	4	95

- ↑ Monthly stock price direction is in an uptrend
 → Monthly stock price direction is probably in an uptrend
 → Monthly stock price direction is uncertain
 ↓ Monthly stock price direction is probably in a downtrend
 ↓ Monthly stock price direction is in a downtrend

- Stock has entered an upswing or uptrend
 ● Stock price swing trend may be changing
 ● Stock has entered a downswing or downtrend

KEY



ASX TOP 50 SWING CHART

(Ranked 1-50) p1

No.	ASX Code	Trend	Company Description	Sector	SWING ALERT	PRICE DIRECTION	TREND MOMENTUM	TRADING VOLUME	Buy-Sell PRESSURE	RISK %
1	CBA									
2	BHP									
4	CSL	↓	CSL LIMITED	Pharmaceuticals...		-41	-80	22	38	-100
5	WBC	→	WESTPAC BANKING CORPORATION	Banking Services...	●	-12	-65	-3	-29	15
6	WES	→	WESFARMERS LIMITED	Diversified Retail...	●	-41	-69	12	-24	-11
7	ANZ	↑	ANZ GROUP HOLDINGS LIMITED	Banking Services...		48	88	18	-52	96
8	MQG	↓	MACQUARIE GROUP LIMITED.	Investment Banking &...	●	-31	-53	65	-100	-92
9	GMG	↓	GOODMAN GROUP UNT	Data not available...	●	-52	-59	-4	-89	-100
10	TLS	↑	TELSTRA GROUP LIMITED	Telecommunications S...		22	56	-20	6	65
11	FMG	↑	FORTESCUE LTD	Metals & Mining...		30	89	-17	4	100
12	WDS	→	WOODSIDE ENERGY GROUP LTD	Oil & Gas...		-44	-65	-34	4	0
13	TCL	↑	TRANSURBAN GROUP	Transport Infrastruc...	●	15	68	-3	25	74
14	ALL	↓	ARISTOCRAT LEISURE LIMITED	Hotels & Entertainme...	●	-55	-74	25	-78	-82
15	RIO	↑	RIO TINTO LIMITED	Metals & Mining...		51	79	-35	-3	73
16	WOW	↓	WOOLWORTHS GROUP LIMITED	Food & Drug Retailin...		-34	-72	-3	25	-95
17	WTC	↓	WISETECH GLOBAL LIMITED	Software & IT Servic...		-69	-73	99	71	-85
18	SIG	→	SIGMA HEALTHCARE LIMITED	Pharmaceuticals...		-8	-31	38	-50	2
19	QBE	↓	QBE INSURANCE GROUP LIMITED	Insurance...		-34	-85	-22	-23	-67
20	PME	→	PRO MEDICUS LIMITED	Healthcare Equipment...	●	-38	-92	-44	8	-13
21	BXB	→	BRAMBLES LIMITED	Containers & Packagi...	●	-18	-93	-13	-25	-12
22	REA	↓	REA GROUP LTD	Software & IT Servic...	●	-52	-55	74	-98	-57
23	XRO	↓	XERO LIMITED	Software & IT Servic...		-65	-84	100	-100	-100
24	COL	→	COLES GROUP LIMITED	Food & Drug Retailin...	●	-30	-61	-16	9	20
25	NST	↑	NORTHERN STAR RESOURCES LTD	Metals & Mining...		64	73	-23	60	100
26	STO	↓	SANTOS LIMITED	Oil & Gas...		-59	-92	-30	12	-100

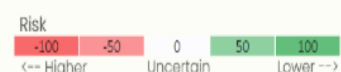
ASX TOP 50 SWING CHART (Ranked 1-51) p2

No.	ASX Code	Trend	Company Description	Sector	SWING ALERT	PRICE DIRECTION	TREND MOMENTUM	TRADING VOLUME	Buy-Sell PRESSURE	RISK %
27	CPU	↓	COMPUTERSHARE LIMITED	Professional & Comme...		-28	-87	-24	-14	-42
28	RMD	→	RESMED INC.	Healthcare Equipment...		-45	-68	-22	-6	-12
29	SUN	↓	SUNCORP GROUP LIMITED	Insurance...	●	-35	-80	17	-100	-85
30	SGH	↓	SGH LIMITED	Machinery, Equipment...		-25	-71	-35	-21	-63
31	VAS	→	Vanguard Aust Shs Idx ETF	Data not available...	●	-34	-77	100	-59	-7
32	IAG	↓	INSURANCE AUSTRALIA GROUP LIM	Insurance...	●	-29	-86	-3	-11	-58
33	SCG	↑	SCENTRE GROUP	Real Estate Operatio...	●	14	90	-30	2	65
34	FPH	→	FISHER & PAYKEL HEALTHCARE COR	Healthcare Equipment...		-19	-38	44	31	15
35	COH	↓	COCHLEAR LIMITED	Healthcare Equipment...		-36	-80	-20	-20	-100
36	ORG	→	ORIGIN ENERGY LIMITED	Electrical Utilities...	●	-28	-83	-41	-35	-22
37	JHX	↓	JAMES HARDIE INDUSTRIES PUBLIC	Construction Materia...	●	-21	-44	100	-100	-100
38	PMGOLD		Xtrackers MSCI UK ESG UCITSETF	Data not available...						
39	QAN	→	QANTAS AIRWAYS LIMITED	Passenger Transporta...	●	-41	-78	13	-24	-13
40	SOL	→	WASHINGTON H. SOUL PATTINSON A	Holding Companies...	●	-37	-79	51	5	-25
41	EVN	↑	EVOLUTION MINING LIMITED	Metals & Mining...		55	82	-61	47	100
42	S32	↑	SOUTH32 LIMITED	Metals & Mining...		46	52	-20	12	34
43	CAR	↓	CAR GROUP LIMITED	Software & IT Servic...	●	-34	-84	54	-30	-76
44	MPL	↑	MEDIBANK PRIVATE LIMITED	Insurance...		-18	-60	-15	-22	34
45	ASX	↓	ASX LIMITED	Investment Banking &...		-38	-86	53	33	-97
46	SHL	↓	SONIC HEALTHCARE LIMITED	Healthcare Providers...		-39	-58	66	100	-58
47	SGP	↑	STOCKLAND UNT	Data not available...	●	19	78	-8	-39	45
48	TNE	↓	TECHNOLOGY ONE LIMITED	Software & IT Servic...	●	-54	-83	99	-100	-39
49	JBH	↓	JB HI-FI LIMITED	Specialty Retailers...	●	-50	-64	-7	-58	-38
50	AIA	↓	AUCKLAND INTERNATIONAL AIRPORT	Transport Infrastruc...		12	39	-43	-9	-50
51	TLC	→	THE LOTTERY CORPORATION LIMITE	Hotels & Entertainme...	●	-43	-65	-29	-4	-11

- ↑ Monthly stock price direction is in an uptrend
- Monthly stock price direction is probably in an uptrend
- Monthly stock price direction is uncertain
- Monthly stock price direction is probably in a downtrend
- ↓ Monthly stock price direction is in a downtrend

- Stock has entered an upswing or uptrend
- Stock price swing trend may be changing
- Stock has entered a downswing or downtrend

KEY



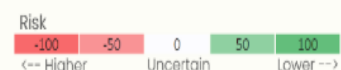
ASX TOP 100 SWING CHART (ranked 51-100) p1

No.	ASX Code	Trend	Company Description	Sector	SWING ALERT	PRICE DIRECTION	TREND MOMENTUM	TRADING VOLUME	Buy-Sell PRESSURE	RISK %
52	VCX	➡	VICINITY CENTRES RE LTD	Residential & Commer...		-9	-54	-18	-18	19
53	VGS	⬆	Vanguard MSCI Idx Intl Shs ETF	Data not available...		37	94	30	-2	100
54	IVV	⬆	iShares S&P 500 ETF AUD	Data not available...		42	94	23	0	100
55	APA	⬆	APA GROUP UNT	Data not available...		46	99	-20	6	80
56	BSL	⬆	BLUESCOPE STEEL LIMITED	Metals & Mining...	●	-24	-56	100	100	83
57	TPG	⬇	TPG TELECOM LIMITED	Telecommunications S...		-37	-28	100	-100	-100
58	NEM	⬆	NEWMONT CORPORATION	Metals & Mining...		60	99	-72	71	100
59	GPT	⬆	GPT GROUP UNT	Data not available...	●	-8	-72	-46	20	74
60	IFT	➡	INFRATIL LIMITED	Investment Banking &...		-17	-75	29	-52	-21
61	ORI	⬆	ORICA LIMITED	Chemicals...		43	69	59	65	100
62	REH	⬇	REECE LIMITED	Homebuilding & Const...	●	-14	-58	-13	47	-41
63	AMC	➡	AMCOR PLC	Containers & Packagi...		-28	-53	48	71	-26
64	AFI	⬇	AUSTRALIAN FOUNDATION INVESTME	Investment Banking &...	●	-27	-50	-11	-35	-81
65	CHC	⬆	CHARTER HALL GRP UNT	Data not available...		25	68	-11	100	100
66	RHC	➡	RAMSAY HEALTH CARE LIMITED	Healthcare Providers...	●	32	68	18	100	-21
67	NXT	⬇	NEXTDC LIMITED	Software & IT Servic...	●	-36	-74	-6	-100	-69
68	MGR	➡	MIRVAC GROUP UNT	Data not available...	●	-18	-62	-50	-35	-17
69	ALQ	⬆	ALS LIMITED	Professional & Comme...		55	93	58	31	100
70	SEK	➡	SEEK LIMITED	Professional & Comme...	●	-30	-73	-34	-60	-28
71	NWL	➡	NETWEALTH GROUP LIMITED	Investment Banking &...		-37	-74	21	-61	-12
72	TLX	⬇	TELIX PHARMACEUTICALS LIMITED	Biotechnology & Medi...	●	-12	-95	-18	-34	-100
73	YAL	⬇	YANCOAL AUSTRALIA LTD	Coal...		-12	-37	-65	-12	-75
74	MCY	⬇	MERCURY NZ LIMITED	Electrical Utilities...	●	-19	-54	-100	-7	-100
75	LYC	⬆	LYNAS RARE EARTHS LIMITED	Metals & Mining...		53	86	100	-98	96
76	QUB	⬆	QUBE HOLDINGS LIMITED	Transport Infrastruc...		49	63	100	100	100

- ⬆ Monthly stock price direction is in an uptrend
- ➡ Monthly stock price direction is probably in an uptrend
- ➡ Monthly stock price direction is uncertain
- ➡ Monthly stock price direction is probably in a downtrend
- ⬇ Monthly stock price direction is in a downtrend

- Stock has entered an upswing or uptrend
- Stock price swing trend may be changing
- Stock has entered a downswing or downtrend

KEY



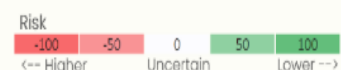
ASX TOP 100 SWING CHART (ranked 51-100) p2


No.	ASX Code	Trend	Company Description	Sector	SWING ALERT	PRICE DIRECTION	TREND MOMENTUM	TRADING VOLUME	Buy-Sell PRESSURE	RISK %
77	A200	→	BetaShares Australia 200 ETF	Data not available...	●	-34	-79	52	-31	-6
78	DXS	↑	DEXUS UNT	Data not available...	●	10	66	-13	-15	37
79	HUB	↑	HUB24 LIMITED	Investment Banking &...	●	24	85	4	-73	79
80	EBO	↓	EBOS GROUP LIMITED	Pharmaceuticals...		-36	-84	-1	-12	-100
81	EDV	↓	ENDEAVOUR GROUP LIMITED	Food & Drug Retailin...		-41	-81	-65	6	-76
82	ALX	↓	Atlas Arteria Group	Transport Infrastruc...		-34	-36	-49	16	-60
83	MGOC	↑	Magellan Glb-Open-Active ETF	Data not available...	●	25	58	-38	-8	49
84	IOZ	→	iShares Core S&P/ASX 200 ETF	Data not available...	●	-37	-80	21	-25	-11
85	BEN	↓	BENDIGO AND ADELAIDE BANK LIM	Banking Services...	●	-43	-95	41	-100	-87
86	QUAL	↑	VanEck MSCI Intl Quality ETF	Data not available...		44	94	-46	4	100
87	WOR	↓	WORLEY LIMITED	Construction & Engin...	●	-33	-81	-20	-50	-100
88	ARG	→	ARGO INVESTMENTS LIMITED	Investment Banking &...		-23	-84	8	-14	-5
89	GQG	→	GQG PARTNERS INC.	Investment Banking &...		-27	-77	79	100	-15
90	MEZ	↓	MERIDIAN ENERGY LIMITED	Electrical Utilities...		4	82	-62	-16	-51
91	AGL	→	AGL ENERGY LIMITED	Multiline Utilities...	●	15	79	2	13	-17
92	HVN	↑	HARVEY NORMAN HOLDINGS LTD	Diversified Retail...		26	70	10	-42	88
93	SDF	↓	STEADFAST GROUP LTD	Insurance...		-35	-77	65	-95	-100
94	TWE	↓	TREASURY WINE ESTATES LIMITED	Beverages...		-70	-99	9	-20	-100
95	NDQ	↑	BetaShares NASDAQ 100 ETF	Data not available...		42	93	42	-24	100
96	CWY	↓	CLEANAWAY WASTE MANAGEMENT LIM	Professional & Comme...	●	-26	-89	17	45	-96
97	ALD	↑	AMPOL LIMITED	Oil & Gas...		27	92	-19	2	100
98	STW	→	SPDR S&P/ASX 200 ETF	Data not available...	●	-34	-79	44	-28	-7
99	DACE	↑	Dmsnl Aust Core Eq-Active ETF	Data not available...	●	-16	-59	-11	-14	58
100	A2M	↑	THE A2 MILK COMPANY LIMITED	Food & Tobacco...	●	2	77	-56	4	95

- ↑ Monthly stock price direction is in an uptrend
- Monthly stock price direction is probably in an uptrend
- Monthly stock price direction is uncertain
- ↓ Monthly stock price direction is probably in a downtrend
- ↓ Monthly stock price direction is in a downtrend

- Stock has entered an upswing or uptrend
- Stock price swing trend may be changing
- Stock has entered a downswing or downtrend

KEY





**Market
Monkey**