

**Market
Monkey**

Decorative orange lines and leaves graphic.

Blue

ASX Top 100

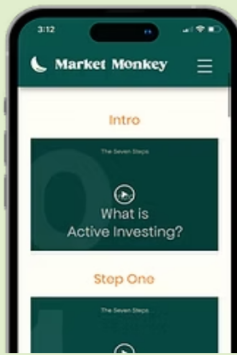
Stock Price Swing Charts

For ASX Market Close
Thursday, 24 April 2025

Learn to read sharemarket indicators 🚀

Seven Steps to Smarter Trading and Investing

Learn the simple steps of active investing using proven stock indicators, trusted by top active fund managers, and used in portfolio management for over 50+ years. These simple yet powerful technical trading tips provide clear tactics for selecting blue-chip stocks to maximize portfolio growth. We've compiled some of the most effective strategies into this free resource.



Jump into the jungle of blue chip stock trading with our streamlined, seven step quick-start strategy for active trading.

[Learn More](#)

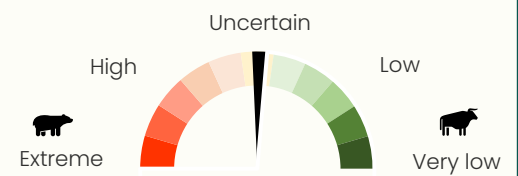
Report Disclaimer

*The educational reports and materials created and provided by **Market Monkey** are intended for educational purposes only and **should not be used for making investing or trading decisions** of any kind. The data presented is delayed (not real-time) and may contain errors. The Market Monkey team does not warrant the accuracy of the data nor agree to update it within any specific timeframes. We are not a financial product advisory service, and Market Monkey does not provide financial product advice. The information provided by Market Monkey consists of numerical data based on publicly available information, user-entered data, or data otherwise available to us. The reports generated are derived from this information using Market Monkey algorithms and Swingvesting © methodology, and commonly used market calculations. This information is neither a recommendation nor a statement of opinion. It should not be relied upon for making investment decisions, and it is recommended that you seek your own independent financial advice before making any decisions regarding your investments. For explainers of this training resource, **visit our Seven Steps videos** on the Market Monkey website.*



ASX TOP 50 SWING CHART p1

TOP 50 Market Sentiment & Risk



No.	ASX Code	Trend	Company Description	Sector	SWING ALERT	PRICE DIRECTION	TREND MOMENTUM	TRADING VOLUME	Buy-Sell PRESSURE	RISK %
1	CBA	↗	COMMONWEALTH BANK OF AUSTRALIA	Banking Services...	●	28	56	66	89	59
2	BHP	↘	BHP GROUP LIMITED	Metals & Mining...	●	-38	-51	60	-3	-12
3	RIO	↘	RIO TINTO LIMITED	Metals & Mining...	●	-28	-44	56	-4	-9
4	CSL	↘	CSL LIMITED	Pharmaceuticals...	●	-53	-98	89	-32	-30
5	WBC	↗	WESTPAC BANKING CORPORATION	Banking Services...	●	-24	-47	-16	10	-15
6	NAB	↘	NATIONAL AUSTRALIA BANK LIMITE	Banking Services...	●	-46	-83	31	28	-15
7	NEM	↗	NEWMONT CORPORATION	Metals & Mining...	●	47	79	1	95	61
8	ANZ	↘	ANZ GROUP HOLDINGS LIMITED	Banking Services...	●	-27	-44	40	-8	-12
9	WES	↗	WESFARMERS LIMITED	Diversified Retail...	●	-25	-47	13	40	-1
10	MQG	↘	MACQUARIE GROUP LIMITED.	Investment Banking &...	●	-75	-77	100	-27	-30
11	GMG	↘	GOODMAN GROUP UNT	Data not available...	●	-69	-75	44	10	-25
12	RMD	↘	RESMED INC.	Healthcare Equipment...	●	-38	-66	5	32	-12
13	XYZ	↘	BLOCK, INC.	Professional & Comme...	●	-77	-86	83	19	-20
14	TLS	↗	TELSTRA GROUP LIMITED	Telecommunications S...	●	53	90	100	68	72
15	FMG	↘	FORTESCUE LTD	Metals & Mining...	●	-50	-76	34	6	-22
16	TCL	↘	TRANSURBAN GROUP	Transport Infrastruc...	●	-26	-47	54	35	4
17	WOW	↗	WOOLWORTHS GROUP LIMITED	Food & Drug Retailin...	●	44	43	94	67	25
18	WDS	↘	WOODSIDE ENERGY GROUP LTD	Oil & Gas...	●	-54	-62	80	-100	-48
19	ALL	↘	ARISTOCRAT LEISURE LIMITED	Hotels & Entertainme...	●	-58	-65	63	2	-19
20	SIG	↗	SIGMA HEALTHCARE LIMITED	Pharmaceuticals...	●	21	98	100	55	58
21	REA	↗	REA GROUP LTD	Software & IT Servic...	●	-23	-49	47	81	19
22	QBE	↗	QBE INSURANCE GROUP LIMITED	Insurance...	●	-21	-64	3	-14	-22
23	COL	↗	COLES GROUP LIMITED	Food & Drug Retailin...	●	48	56	75	90	68
24	BXB	↗	BRAMBLES LIMITED	Containers & Packagi...	●	23	75	22	34	35
25	WTC	↘	WISETECH GLOBAL LIMITED	Software & IT Servic...	●	-70	-91	63	55	-10

ASX TOP 50 SWING CHART p2

No.	ASX Code	Trend	Company Description	Sector	SWING ALERT	PRICE DIRECTION	TREND MOMENTUM	TRADING VOLUME	Buy-Sell PRESSURE	RISK %
26	NWS	↓	NEWS CORPORATION	Media & Publishing...	●	-36	-45	25	17	5
27	XRO	↓	XERO LIMITED	Software & IT Servic...		-51	-75	46	11	-18
28	AMC	↓	Amcors plc	Containers & Packagi...	●	-33	-47	57	-23	-17
29	NST	↑	NORTHERN STAR RESOURCES LTD	Metals & Mining...	●	55	68	100	100	80
30	CPU	↑	COMPUTERSHARE LIMITED	Professional & Comme...		43	74	48	3	36
31	SUN	↔	SUNCORP GROUP LIMITED	Insurance...		-22	-67	-24	13	-18
32	PME	↓	PRO MEDICUS LIMITED	Healthcare Equipment...		-57	-72	67	47	-4
33	FPH	↓	FISHER & PAYKEL HEALTHCARE COR	Healthcare Equipment...		-58	-79	100	50	1
34	SVW	↓	SGH LIMITED	Machinery, Equipment...	●	-31	-65	2	-2	-22
35	STO	↓	SANTOS LIMITED	Oil & Gas...		-48	-48	100	-100	-41
36	IAG	↓	INSURANCE AUSTRALIA GROUP LIMI	Insurance...		-43	-68	-17	25	-21
37	SCG	↔	SCENTRE GROUP	Real Estate Operatio...		-23	-58	-11	30	-9
38	URW	↘	Unibail-Rodamco-Westfield SE	Residential & Commer...	●	-30	-50	-21	-23	-29
39	ORG	↓	ORIGIN ENERGY LIMITED	Electrical Utilities...	●	-43	-61	-41	-15	-36
40	COH	↓	COCHLEAR LIMITED	Healthcare Equipment...		-49	-71	70	8	-14
41	JHX	↓	JAMES HARDIE INDUSTRIES PUBLIC	Construction Materia...		-68	-81	100	-94	-51
42	MEZ	↘	MERIDIAN ENERGY LIMITED	Electrical Utilities...		-28	-55	-15	42	-7
43	EVN	↑	EVOLUTION MINING LIMITED	Metals & Mining...		65	98	100	100	88
44	ASX	↗	ASX LIMITED	Investment Banking &...	●	28	60	41	72	50
45	SOL	↗	WASHINGTON H. SOUL PATTINSON A	Holding Companies...	●	25	35	75	62	47
46	QAN	↓	QANTAS AIRWAYS LIMITED	Passenger Transporta...	●	-32	-74	-30	-33	-39
47	AIA	↘	AUCKLAND INTERNATIONAL AIRPORT	Transport Infrastruc...	●	-26	-79	46	10	24
48	MPL	↑	MEDIBANK PRIVATE LIMITED	Insurance...		53	93	57	20	49
49	SHL	↓	SONIC HEALTHCARE LIMITED	Healthcare Providers...		-41	-62	18	-8	-79
50	CAR	↓	CAR GROUP LIMITED	Software & IT Servic...		-50	-77	51	41	-7

↑ Monthly stock price direction is in an uptrend

↗ Monthly stock price direction is probably in an uptrend

↔ Monthly stock price direction is uncertain

↘ Monthly stock price direction is probably in a downtrend

↓ Monthly stock price direction is in a downtrend

● Stock has entered an upswing or uptrend

● Stock price swing trend may be changing

● Stock has entered a downswing or downtrend

Risk



KEY

ASX TOP 100 SWING CHART p1

No.	ASX Code	Trend	Company Description	Sector	SWING ALERT	PRICE DIRECTION	TREND MOMENTUM	TRADING VOLUME	Buy-Sell PRESSURE	RISK %
51	SGP	↗	STOCKLAND UNT	Data not available...		20	52	-3	61	35
52	S32	↘	SOUTH32 LIMITED	Metals & Mining...	●	-45	-49	84	-100	-43
53	LNW	↗	LIGHT & WONDER, INC.	Hotels & Entertainme...		37	61	100	-93	8
54	AAI	NA	ALCOA CORPORATION	Metals & Mining...		NA	NA	NA	NA	NA
55	TLC	↗	THE LOTTERY CORPORATION LIMITE	Hotels & Entertainme...	●	33	49	35	47	40
56	APA	↗	APA GROUP UNT	Data not available...		57	76	76	34	56
57	VCX	↗	VICINITY CENTRES RE LTD	Residential & Commer...		23	40	32	48	35
58	REH	↘	REECE LIMITED	Homebuilding & Const...		-79	-80	100	-13	-28
59	JBH	↗	JB HI-FI LIMITED	Specialty Retailers...		27	65	1	60	40
60	BSL	↗	BLUESCOPE STEEL LIMITED	Metals & Mining...		43	56	63	41	48
61	TPG	↗	TPG TELECOM LIMITED	Telecommunications S...		28	84	100	39	53
62	AFI	↘	AUSTRALIAN FOUNDATION INVESTME	Investment Banking &...		-60	-87	45	-12	-31
63	IFT	↘	INFRATIL LIMITED	Investment Banking &...		-37	-94	100	50	5
64	GPT	↗	GPT GROUP UNT	Data not available...		-22	-36	42	29	3
65	MGR	↗	MIRVAC GROUP UNT	Data not available...		37	70	5	31	35
66	TNE	↘	TECHNOLOGY ONE LIMITED	Software & IT Servic...		-50	-62	64	7	-14
67	TLX	↘	TELEX PHARMACEUTICALS LIMITED	Biotechnology & Medi...	●	-30	-76	100	78	20
68	DXS	↗	DEXUS UNT	Data not available...		27	51	-7	13	21
69	ORI	↗	ORICA LIMITED	Chemicals...		-19	-68	42	-42	-25
70	RHC	↗	RAMSAY HEALTH CARE LIMITED	Healthcare Providers...		36	57	27	-18	20
71	MCY	↗	MERCURY NZ LIMITED	Electrical Utilities...		-12	-28	-66	13	-15
72	CHC	↗	CHARTER HALL GRP UNT	Data not available...		31	55	-13	16	23
73	ALX	↗	Atlas Arteria Group	Transport Infrastruc...	●	-20	-34	0	18	-7
74	LYC	↗	LYNAS RARE EARTHS LIMITED	Metals & Mining...	●	41	85	100	100	78
75	ALQ	↘	ALS LIMITED	Professional & Comme...		-39	-56	37	18	-10

KEY

- ↗ Monthly stock price direction is in an uptrend
- ↗ Monthly stock price direction is probably in an uptrend
- ↔ Monthly stock price direction is uncertain
- ↘ Monthly stock price direction is probably in a downtrend
- ↘ Monthly stock price direction is in a downtrend

- Stock has entered an upswing or uptrend
- Stock price swing trend may be changing
- Stock has entered a downswing or downtrend



ASX TOP 100 SWING CHART p2

No.	ASX Code	Trend	Company Description	Sector	SWING ALERT	PRICE DIRECTION	TREND MOMENTUM	TRADING VOLUME	Buy-Sell PRESSURE	RISK %
76	SEK	↓	SEEK LIMITED	Professional & Comme...	●	-37	-22	5	-10	-18
77	TWE	↓	TREASURY WINE ESTATES LIMITED	Beverages...		-52	-82	100	-100	-48
78	EDV	↘	ENDEAVOUR GROUP LIMITED	Food & Drug Retailin...		-27	-34	14	27	-3
79	AGL	↓	AGL ENERGY LIMITED	Multiline Utilities...		-36	-66	-8	-7	-27
80	EBO	↗	EBOS GROUP LIMITED	Pharmaceuticals...		29	57	65	-7	28
81	QUB	↓	QUBE HOLDINGS LIMITED	Transport Infrastruc...		-40	-58	55	-2	-15
82	CEN	↘	CONTACT ENERGY LIMITED	Electrical Utilities...		-18	-58	-56	10	-22
83	WOR	↓	WORLEY LIMITED	Construction & Engin...	●	-47	-63	100	-100	-43
84	NXT	↓	NEXTDC LIMITED	Software & IT Servic...		-72	-98	100	-17	-29
85	ARG	↓	ARGO INVESTMENTS LIMITED	Investment Banking &...		-58	-90	41	-3	-28
86	YAL	↓	YANCOAL AUSTRALIA LTD	Coal...		-47	-94	53	-27	-32
87	SDF	↘	STEADFAST GROUP LTD	Insurance...		-19	-78	13	0	-17
88	CWY	↘	CLEANAWAY WASTE MANAGEMENT LIM	Professional & Comme...		-21	-98	66	0	-12
89	HVN	↘	HARVEY NORMAN HOLDINGS LTD	Diversified Retail...	●	-23	-64	-49	6	-25
90	A2M	↑	THE A2 MILK COMPANY LIMITED	Food & Tobacco...		84	86	11	37	57
91	BEN	↓	BENDIGO AND ADELAIDE BANK LIM	Banking Services...		-78	-93	15	17	-33
92	GQG	↗	GQG PARTNERS INC.	Investment Banking &...		29	35	56	34	36
93	NWL	↓	NETWEALTH GROUP LIMITED	Investment Banking &...		-57	-59	100	47	3
94	AZJ	↓	AURIZON HOLDINGS LIMITED	Freight & Logistics ...	●	-40	-97	-29	-2	-35
95	DEG	↑	DE GREY MINING LTD	Metals & Mining...		56	93	100	100	84
96	CSC	NA	CAPSTONE COPPER CORP	Metals & Mining...		NA	NA	NA	NA	NA
97	ALD	↓	AMPOL LIMITED	Oil & Gas...		-78	-73	70	-34	-38
98	HUB	↓	HUB24 LIMITED	Investment Banking &...	●	-58	-60	100	14	-8
99	PRU	↑	PERSEUS MINING LIMITED	Metals & Mining...		48	89	35	-3	36
100	PLS	↓	PILBARA MINERALS LIMITED	Metals & Mining...		-62	-95	64	-100	-59

- KEY**
- ↑ Monthly stock price direction is in an uptrend
 - ↗ Monthly stock price direction is probably in an uptrend
 - Monthly stock price direction is uncertain
 - ↘ Monthly stock price direction is probably in a downtrend
 - ↓ Monthly stock price direction is in a downtrend
 - Stock has entered an upswing or uptrend
 - Stock price swing trend may be changing
 - Stock has entered a downswing or downtrend
- Risk**
- 100 -50 0 50 100
 <-- Higher Uncertain Lower -->

ASX TOP 50 SWING CHART

(Ranked 1-50) p1

No.	ASX Code	Trend	Company Description	Sector	SWING ALERT	PRICE DIRECTION	TREND MOMENTUM	TRADING VOLUME	Buy-Sell PRESSURE	RISK %
43	EVN	↑	EVOLUTION MINING LIMITED	Metals & Mining...		65	98	100	100	88
29	NST	↑	NORTHERN STAR RESOURCES LTD	Metals & Mining...	●	55	68	100	100	80
14	TLS	↑	TELSTRA GROUP LIMITED	Telecommunications S...	●	53	90	100	68	72
23	COL	↑	COLES GROUP LIMITED	Food & Drug Retailin...		48	56	75	90	68
7	NEM	↑	NEWMONT CORPORATION	Metals & Mining...		47	79	1	95	61
1	CBA	↗	COMMONWEALTH BANK OF AUSTRALIA	Banking Services...	●	28	56	66	89	59
20	SIG	↗	SIGMA HEALTHCARE LIMITED	Pharmaceuticals...		21	98	100	55	58
44	ASX	↗	ASX LIMITED	Investment Banking &...	●	28	60	41	72	50
48	MPL	↑	MEDIBANK PRIVATE LIMITED	Insurance...		53	93	57	20	49
45	SOL	↗	WASHINGTON H. SOUL PATTINSON A	Holding Companies...	●	25	35	75	62	47
30	CPU	↑	COMPUTERSHARE LIMITED	Professional & Comme...		43	74	48	3	36
24	BXB	↗	BRAMBLES LIMITED	Containers & Packagi...	●	23	75	22	34	35
17	WOW	↑	WOOLWORTHS GROUP LIMITED	Food & Drug Retailin...	●	44	43	94	67	25
47	AIA	↘	AUCKLAND INTERNATIONAL AIRPORT	Transport Infrastruc...	●	-26	-79	46	10	24
21	REA	↗	REA GROUP LTD	Software & IT Servic...		-23	-49	47	81	19
26	NWS	↓	NEWS CORPORATION	Media & Publishing...	●	-36	-45	25	17	5
16	TCL	↘	TRANSURBAN GROUP	Transport Infrastruc...		-26	-47	54	35	4
33	FPH	↓	FISHER & PAYKEL HEALTHCARE COR	Healthcare Equipment...		-58	-79	100	50	1
9	WES	↗	WESFARMERS LIMITED	Diversified Retail...	●	-25	-47	13	40	-1
32	PME	↓	PRO MEDICUS LIMITED	Healthcare Equipment...		-57	-72	67	47	-4
42	MEZ	↘	MERIDIAN ENERGY LIMITED	Electrical Utilities...		-28	-55	-15	42	-7
50	CAR	↓	CAR GROUP LIMITED	Software & IT Servic...		-50	-77	51	41	-7
3	RIO	↘	RIO TINTO LIMITED	Metals & Mining...	●	-28	-44	56	-4	-9
37	SCG	↗	SCENTRE GROUP	Real Estate Operatio...		-23	-58	-11	30	-9
25	WTC	↓	WISETECH GLOBAL LIMITED	Software & IT Servic...		-70	-91	63	55	-10

ASX TOP 50 SWING CHART

(Ranked 1-51) p2

No.	ASX Code	Trend	Company Description	Sector	SWING ALERT	PRICE DIRECTION	TREND MOMENTUM	TRADING VOLUME	Buy-Sell PRESSURE	RISK %
12	RMD	↓	RESMED INC.	Healthcare Equipment...	●	-38	-66	5	32	-12
2	BHP	↓	BHP GROUP LIMITED	Metals & Mining...	●	-38	-51	-60	-3	-12
8	ANZ	↘	ANZ GROUP HOLDINGS LIMITED	Banking Services...	●	-27	-44	-40	-8	-12
40	COH	↓	COCHLEAR LIMITED	Healthcare Equipment...		-49	-71	70	8	-14
6	NAB	↓	NATIONAL AUSTRALIA BANK LIMITE	Banking Services...		-46	-83	31	28	-15
5	WBC	↘	WESTPAC BANKING CORPORATION	Banking Services...		-24	-47	16	10	-15
28	AMC	↓	Amcor plc	Containers & Packagi...	●	-33	-47	-57	-23	-17
31	SUN	↘	SUNCORP GROUP LIMITED	Insurance...		-22	-67	24	13	-18
27	XRO	↓	XERO LIMITED	Software & IT Servic...		-51	-75	46	11	-18
19	ALL	↓	ARISTOCRAT LEISURE LIMITED	Hotels & Entertainme...	●	-58	-65	63	2	-19
13	XYZ	↓	BLOCK, INC.	Professional & Comme...		-77	-86	83	19	-20
36	IAG	↓	INSURANCE AUSTRALIA GROUP LIMI	Insurance...		-43	-68	17	25	-21
15	FMG	↓	FORTESCUE LTD	Metals & Mining...		-50	-76	34	6	-22
34	SVW	↓	SGH LIMITED	Machinery, Equipment...	●	-31	-65	-2	-2	-22
22	QBE	↘	QBE INSURANCE GROUP LIMITED	Insurance...	●	-21	-64	-3	-14	-22
11	GMG	↓	GOODMAN GROUP UNT	Data not available...		-69	-75	44	10	-25
38	URW	↘	Unibail-Rodamco-Westfield SE	Residential & Commer...	●	-30	-50	-21	-23	-29
10	MQG	↓	MACQUARIE GROUP LIMITED.	Investment Banking &...		-75	-77	-100	-27	-30
4	CSL	↓	CSL LIMITED	Pharmaceuticals...		-53	-98	-89	-32	-30
39	ORG	↓	ORIGIN ENERGY LIMITED	Electrical Utilities...	●	-43	-61	-41	-15	-36
46	QAN	↓	QANTAS AIRWAYS LIMITED	Passenger Transporta...	●	-32	-74	-30	-33	-39
35	STO	↓	SANTOS LIMITED	Oil & Gas...		-48	-48	-100	-100	-41
18	WDS	↓	WOODSIDE ENERGY GROUP LTD	Oil & Gas...	●	-54	-62	-80	-100	-48
41	JHX	↓	JAMES HARDIE INDUSTRIES PUBLIC	Construction Materia...		-68	-81	-100	-94	-51
49	SHL	↓	SONIC HEALTHCARE LIMITED	Healthcare Providers...		-41	-62	-18	-8	-79

↑ Monthly stock price direction is in an uptrend

↗ Monthly stock price direction is probably in an uptrend

→ Monthly stock price direction is uncertain

↘ Monthly stock price direction is probably in a downtrend

↓ Monthly stock price direction is in a downtrend

● Stock has entered an upswing or uptrend

● Stock price swing trend may be changing

● Stock has entered a downswing or downtrend

Risk

-100
-50
0
50
100

← Higher
Uncertain
Lower →

ASX TOP 100 SWING CHART


(ranked 51-100) p1

No.	ASX Code	Trend	Company Description	Sector	SWING ALERT	PRICE DIRECTION	TREND MOMENTUM	TRADING VOLUME	Buy-Sell PRESSURE	RISK %
96	CSC					NA	NA	NA	NA	NA
54	AAI					NA	NA	NA	NA	NA
95	DEG	↑	DE GREY MINING LTD	Metals & Mining...		56	93	100	100	84
74	LYC	↑	LYNAS RARE EARTHS LIMITED	Metals & Mining...	●	41	85	100	100	78
90	A2M	↑	THE A2 MILK COMPANY LIMITED	Food & Tobacco...		84	86	11	37	57
56	APA	↑	APA GROUP UNT	Data not available...		57	76	76	34	56
61	TPG	↗	TPG TELECOM LIMITED	Telecommunications S...		28	84	100	39	53
60	BSL	↑	BLUESCOPE STEEL LIMITED	Metals & Mining...		43	56	63	41	48
55	TLC	↑	THE LOTTERY CORPORATION LIMITE	Hotels & Entertainme...	●	33	49	35	47	40
59	JBH	↗	JB HI-FI LIMITED	Specialty Retailers...		27	65	1	60	40
92	GQG	↗	GQG PARTNERS INC.	Investment Banking &...		29	35	56	34	36
99	PRU	↑	PERSEUS MINING LIMITED	Metals & Mining...		48	89	-35	-3	36
57	VCX	↗	VICINITY CENTRES RE LTD	Residential & Commer...		23	40	32	48	35
65	MGR	↑	MIRVAC GROUP UNT	Data not available...		37	70	5	31	35
51	SGP	↗	STOCKLAND UNT	Data not available...		20	52	3	61	35
80	EBO	↗	EBOS GROUP LIMITED	Pharmaceuticals...		29	57	-65	-7	28
72	CHC	↑	CHARTER HALL GRP UNT	Data not available...		31	55	13	16	23
68	DXS	↗	DEXUS UNT	Data not available...		27	51	7	13	21
67	TLX	↘	TELEX PHARMACEUTICALS LIMITED	Biotechnology & Medi...	●	-30	-76	100	78	20
70	RHC	↑	RAMSAY HEALTH CARE LIMITED	Healthcare Providers...		36	57	-27	-18	20
53	LNW	↑	LIGHT & WONDER, INC.	Hotels & Entertainme...		37	61	-100	-93	8
63	IFT	↓	INFRATIL LIMITED	Investment Banking &...		-37	-94	100	50	5
64	GPT	↗	GPT GROUP UNT	Data not available...		-22	-36	42	29	3
93	NWL	↓	NETWEALTH GROUP LIMITED	Investment Banking &...		-57	-59	100	47	3
78	EDV	↘	ENDEAVOUR GROUP LIMITED	Food & Drug Retailin...		-27	-34	14	27	-3

KEY

- ↑ Monthly stock price direction is in an uptrend
- ↗ Monthly stock price direction is probably in an uptrend
- Monthly stock price direction is uncertain
- ↘ Monthly stock price direction is probably in a downtrend
- ↓ Monthly stock price direction is in a downtrend

- Stock has entered an upswing or uptrend
- Stock price swing trend may be changing
- Stock has entered a downswing or downtrend



ASX TOP 100 SWING CHART

(ranked 51-100) p2

No.	ASX Code	Trend	Company Description	Sector	SWING ALERT	PRICE DIRECTION	TREND MOMENTUM	TRADING VOLUME	Buy-Sell PRESSURE	RISK %
73	ALX	↗	Atlas Arteria Group	Transport Infrastruc...	●	-20	-34	0	18	-7
98	HUB	↓	HUB24 LIMITED	Investment Banking &...	●	-58	-60	100	14	-8
75	ALQ	↓	ALS LIMITED	Professional & Comme...		-39	-56	37	18	-10
88	CWY	↗	CLEANAWAY WASTE MANAGEMENT LIM	Professional & Comme...		-21	-98	0	0	-12
66	TNE	↓	TECHNOLOGY ONE LIMITED	Software & IT Servic...		-50	-62	64	7	-14
81	QUB	↓	QUBE HOLDINGS LIMITED	Transport Infrastruc...		-40	-58	-55	-2	-15
71	MCY	↗	MERCURY NZ LIMITED	Electrical Utilities...		-12	-28	66	13	-15
87	SDF	↗	STEADFAST GROUP LTD	Insurance...		-19	-78	0	0	-17
76	SEK	↓	SEEK LIMITED	Professional & Comme...	●	-37	-22	-5	-10	-18
82	CEN	↗	CONTACT ENERGY LIMITED	Electrical Utilities...		-18	-58	56	10	-22
89	HVN	↗	HARVEY NORMAN HOLDINGS LTD	Diversified Retail...	●	-23	-64	49	6	-25
69	ORI	↗	ORICA LIMITED	Chemicals...		-19	-68	-42	-42	-25
79	AGL	↓	AGL ENERGY LIMITED	Multiline Utilities...		-36	-66	-8	-7	-27
58	REH	↓	REECE LIMITED	Homebuilding & Const...		-79	-80	-100	-13	-28
85	ARG	↓	ARGO INVESTMENTS LIMITED	Investment Banking &...		-58	-90	-41	-3	-28
84	NXT	↓	NEXTDC LIMITED	Software & IT Servic...		-72	-98	-100	-17	-29
62	AFI	↓	AUSTRALIAN FOUNDATION INVESTME	Investment Banking &...		-60	-87	-45	-12	-31
86	YAL	↓	YANCOAL AUSTRALIA LTD	Coal...		-47	-94	-53	-27	-32
91	BEN	↓	BENDIGO AND ADELAIDE BANK LIMI	Banking Services...		-78	-93	15	17	-33
94	AZJ	↓	AURIZON HOLDINGS LIMITED	Freight & Logistics ...	●	-40	-97	-29	-2	-35
97	ALD	↓	AMPOL LIMITED	Oil & Gas...		-78	-73	-70	-34	-38
52	S32	↓	SOUTH32 LIMITED	Metals & Mining...	●	-45	-49	-84	-100	-43
83	WOR	↓	WORLEY LIMITED	Construction & Engin...	●	-47	-63	-100	-100	-43
77	TWE	↓	TREASURY WINE ESTATES LIMITED	Beverages...		-52	-82	-100	-100	-48
100	PLS	↓	PILBARA MINERALS LIMITED	Metals & Mining...		-62	-95	-64	-100	-59

↑ Monthly stock price direction is in an uptrend

↗ Monthly stock price direction is probably in an uptrend

→ Monthly stock price direction is uncertain

↘ Monthly stock price direction is probably in a downtrend

↓ Monthly stock price direction is in a downtrend

● Stock has entered an upswing or uptrend


● Stock price swing trend may be changing

● Stock has entered a downswing or downtrend

Risk

-100
-50
0
50
100

← Higher
Uncertain
Lower →



**Market
Monkey**