

**Market  
Monkey**

A decorative orange branch with three leaves curves across the top of the page.

# Blue

## ASX Top 100

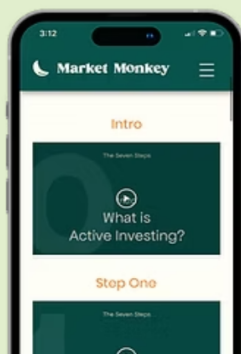
Stock Price Swing Charts

For ASX Market Close  
Friday, 13 June 2025

Learn to read sharemarket indicators 🚀

## Seven Steps to Smarter Trading and Investing

Learn the simple steps of active investing using proven stock indicators, trusted by top active fund managers, and used in portfolio management for over 50+ years. These simple yet powerful technical trading tips provide clear tactics for selecting blue-chip stocks to maximize portfolio growth. We've compiled some of the most effective strategies into this free resource.



Jump into the jungle of blue chip stock trading with our streamlined, seven step quick-start strategy for active trading.

[Learn More](#)

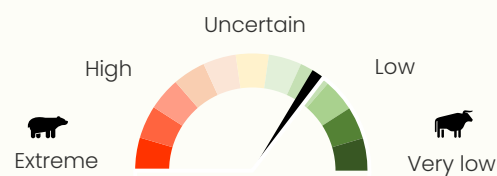
### Report Disclaimer

*The educational reports and materials created and provided by **Market Monkey** are intended for educational purposes only and **should not be used for making investing or trading decisions** of any kind. The data presented is delayed (not real-time) and may contain errors. The Market Monkey team does not warrant the accuracy of the data nor agree to update it within any specific timeframes. We are not a financial product advisory service, and Market Monkey does not provide financial product advice. The information provided by Market Monkey consists of numerical data based on publicly available information, user-entered data, or data otherwise available to us. The reports generated are derived from this information using Market Monkey algorithms and Swingvesting © methodology, and commonly used market calculations. This information is neither a recommendation nor a statement of opinion. It should not be relied upon for making investment decisions, and it is recommended that you seek your own independent financial advice before making any decisions regarding your investments. For explainers of this training resource, **visit our Seven Steps videos** on the Market Monkey website.*



# ASX TOP 50 SWING CHART p1

## TOP 50 Market Sentiment & Risk



| No. | ASX Code | Trend | Company Description            | Sector                  | SWING ALERT | PRICE DIRECTION | TREND MOMENTUM | TRADING VOLUME | Buy-Sell PRESSURE | RISK % |
|-----|----------|-------|--------------------------------|-------------------------|-------------|-----------------|----------------|----------------|-------------------|--------|
| 1   | CBA      | ↑     | COMMONWEALTH BANK OF AUSTRALIA | Banking Services...     |             | 58              | 67             | -28            | 7                 | 98     |
| 2   | BHP      | ↓     | BHP GROUP LIMITED              | Metals & Mining...      |             | -51             | -57            | 8              | -11               | -99    |
| 3   | RIO      | ↓     | RIO TINTO LIMITED              | Metals & Mining...      |             | -56             | -48            | 46             | -32               | -100   |
| 4   | CSL      | ↘     | CSL LIMITED                    | Pharmaceuticals...      |             | -29             | -99            | -28            | -12               | -100   |
| 5   | WBC      | ↗     | WESTPAC BANKING CORPORATION    | Banking Services...     |             | -10             | -33            | -28            | 10                | 60     |
| 6   | NAB      | ↑     | NATIONAL AUSTRALIA BANK LIMITE | Banking Services...     | ●           | 34              | 58             | -39            | 8                 | 87     |
| 7   | NEM      | ↑     | NEWMONT CORPORATION            | Metals & Mining...      |             | 43              | 91             | -71            | 30                | 97     |
| 8   | ANZ      | ↘     | ANZ GROUP HOLDINGS LIMITED     | Banking Services...     |             | -28             | -49            | -29            | 8                 | 10     |
| 9   | WES      | ↑     | WESFARMERS LIMITED             | Diversified Retail...   |             | 59              | 57             | -40            | 7                 | 95     |
| 10  | MQG      | ↓     | MACQUARIE GROUP LIMITED.       | Investment Banking &... |             | -51             | -55            | -21            | -3                | -21    |
| 11  | GMG      | ↑     | GOODMAN GROUP UNT              | Data not available...   | ●           | 35              | 46             | -40            | 10                | 26     |
| 12  | RMD      | ↘     | RESMED INC.                    | Healthcare Equipment... |             | -26             | -44            | -99            | 4                 | 39     |
| 13  | XYZ      | ↓     | BLOCK, INC.                    | Professional & Comme... |             | -37             | -89            | -18            | -5                | -92    |
| 14  | TLS      | ↑     | TELSTRA GROUP LIMITED          | Telecommunications S... |             | 90              | 95             | -7             | 10                | 100    |
| 15  | FMG      | ↓     | FORTESCUE LTD                  | Metals & Mining...      |             | -40             | -68            | -7             | 8                 | -93    |
| 16  | TCL      | ↑     | TRANSURBAN GROUP               | Transport Infrastruc... |             | 56              | 63             | -46            | 6                 | 94     |
| 17  | WOW      | ↑     | WOOLWORTHS GROUP LIMITED       | Food & Drug Retailin... |             | 56              | 58             | -34            | 3                 | 4      |
| 18  | WDS      | ↓     | WOODSIDE ENERGY GROUP LTD      | Oil & Gas...            |             | -34             | -53            | 37             | 70                | -31    |
| 19  | ALL      | ↓     | ARISTOCRAT LEISURE LIMITED     | Hotels & Entertainme... |             | -33             | -67            | 22             | 13                | 26     |
| 20  | SIG      | ↗     | SIGMA HEALTHCARE LIMITED       | Pharmaceuticals...      | ●           | 26              | 99             | 100            | 25                | 100    |
| 21  | REA      | ↓     | REA GROUP LTD                  | Software & IT Servic... |             | -32             | -50            | 9              | -14               | 38     |
| 22  | QBE      | ↘     | QBE INSURANCE GROUP LIMITED    | Insurance...            | ●           | -25             | -32            | -27            | 2                 | 52     |
| 23  | COL      | ↑     | COLES GROUP LIMITED            | Food & Drug Retailin... |             | 53              | 69             | -29            | 10                | 98     |
| 24  | BXB      | ↑     | BRAMBLES LIMITED               | Containers & Packagi... |             | 43              | 61             | 10             | -3                | 95     |
| 25  | WTC      | ↑     | WISETECH GLOBAL LIMITED        | Software & IT Servic... | ●           | 40              | 53             | -41            | -4                | 24     |

## ASX TOP 50 SWING CHART p2

| No. | ASX Code | Trend | Company Description            | Sector                  | SWING ALERT | PRICE DIRECTION | TREND MOMENTUM | TRADING VOLUME | Buy-Sell PRESSURE | RISK % |
|-----|----------|-------|--------------------------------|-------------------------|-------------|-----------------|----------------|----------------|-------------------|--------|
| 26  | NWS      | ➡     | NEWS CORPORATION               | Media & Publishing...   | ●           | -23             | -38            | 71             | -33               | 47     |
| 27  | XRO      | ⬆     | XERO LIMITED                   | Software & IT Servic... | ●           | 52              | 47             | -18            | 9                 | 95     |
| 28  | AMC      | ⬇     | Amcor plc                      | Containers & Packagi... |             | -37             | -76            | 66             | -6                | -86    |
| 29  | NST      | ⬆     | NORTHERN STAR RESOURCES LTD    | Metals & Mining...      |             | 69              | 83             | 35             | 36                | 100    |
| 30  | CPU      | ➡     | COMPUTERSHARE LIMITED          | Professional & Comme... | ●           | -29             | -63            | -33            | 4                 | 45     |
| 31  | SUN      | ⬆     | SUNCORP GROUP LIMITED          | Insurance...            | ●           | 32              | 44             | -44            | 14                | 85     |
| 32  | PME      | ⬆     | PRO MEDICUS LIMITED            | Healthcare Equipment... | ●           | 45              | 46             | -50            | -12               | 80     |
| 33  | FPH      | ⬆     | FISHER & PAYKEL HEALTHCARE COR | Healthcare Equipment... |             | 43              | 74             | 23             | 0                 | 100    |
| 34  | SVW      | ⬇     | SGH LIMITED                    | Machinery, Equipment... |             | -35             | -45            | -45            | 23                | 51     |
| 35  | STO      | ⬇     | SANTOS LIMITED                 | Oil & Gas...            |             | -31             | -54            | 2              | 24                | -51    |
| 36  | IAG      | ⬆     | INSURANCE AUSTRALIA GROUP LIMI | Insurance...            |             | 35              | 57             | -49            | 13                | 87     |
| 37  | SCG      | ⬆     | SCENTRE GROUP                  | Real Estate Operatio... |             | 41              | 62             | -45            | 1                 | 87     |
| 38  | URW      | ⬆     | Unibail-Rodamco-Westfield Se S | Residential & Commer... | ●           | 34              | 33             | -77            | -3                | 73     |
| 39  | ORG      | ⬇     | ORIGIN ENERGY LIMITED          | Electrical Utilities... |             | -38             | -55            | -77            | 19                | 42     |
| 40  | COH      | ➡     | COCHLEAR LIMITED               | Healthcare Equipment... | ●           | -28             | -72            | 40             | 2                 | -84    |
| 41  | JHX      | ➡     | JAMES HARDIE INDUSTRIES PUBLIC | Construction Materia... |             | -26             | -59            | 100            | 100               | -28    |
| 42  | MEZ      | ➡     | MERIDIAN ENERGY LIMITED        | Electrical Utilities... |             | 21              | 59             | -66            | 12                | -20    |
| 43  | EVN      | ⬆     | EVOLUTION MINING LIMITED       | Metals & Mining...      |             | 56              | 99             | 53             | 22                | 100    |
| 44  | ASX      | ⬆     | ASX LIMITED                    | Investment Banking &... |             | 36              | 77             | 47             | 13                | 100    |
| 45  | SOL      | ⬆     | WASHINGTON H. SOUL PATTINSON A | Holding Companies...    |             | 69              | 56             | 100            | 95                | 100    |
| 46  | QAN      | ⬆     | QANTAS AIRWAYS LIMITED         | Passenger Transporta... |             | 51              | 48             | -31            | -17               | 84     |
| 47  | AIA      | ➡     | AUCKLAND INTERNATIONAL AIRPORT | Transport Infrastruc... |             | -7              | -76            | -7             | 18                | -20    |
| 48  | MPL      | ⬆     | MEDIBANK PRIVATE LIMITED       | Insurance...            |             | 49              | 97             | -32            | 9                 | 100    |
| 49  | SHL      | ➡     | SONIC HEALTHCARE LIMITED       | Healthcare Providers... | ●           | -13             | -52            | -19            | 4                 | -75    |
| 50  | CAR      | ➡     | CAR GROUP LIMITED              | Software & IT Servic... | ●           | 28              | 46             | -62            | 3                 | 58     |

⬆ Monthly stock price direction is in an uptrend

➡ Monthly stock price direction is probably in an uptrend

➡ Monthly stock price direction is uncertain

➡ Monthly stock price direction is probably in a downtrend

⬇ Monthly stock price direction is in a downtrend

● Stock has entered an upswing or uptrend

● Stock price swing trend may be changing

● Stock has entered a downswing or downtrend

KEY

Risk

-100

-50

0

50

100

<-- Higher

Uncertain

Lower -->

# ASX TOP 100 SWING CHART p1

| No. | ASX Code | Trend | Company Description            | Sector                  | SWING ALERT | PRICE DIRECTION | TREND MOMENTUM | TRADING VOLUME | Buy-Sell PRESSURE | RISK % |
|-----|----------|-------|--------------------------------|-------------------------|-------------|-----------------|----------------|----------------|-------------------|--------|
| 51  | SGP      | ↑     | STOCKLAND UNT                  | Data not available...   |             | 42              | 77             | 4              | 13                | 100    |
| 52  | S32      | ↓     | SOUTH32 LIMITED                | Metals & Mining...      |             | -60             | -78            | -9             | -16               | -100   |
| 53  | LNW      | →     | LIGHT & WONDER, INC.           | Hotels & Entertainme... |             | -24             | -78            | 100            | -84               | -100   |
| 54  | AAI      | NA    | ALCOA CORPORATION              | Metals & Mining...      |             | NA              | NA             | NA             | NA                | NA     |
| 55  | TLC      | ↑     | THE LOTTERY CORPORATION LIMITE | Hotels & Entertainme... |             | 47              | 59             | -21            | 16                | 97     |
| 56  | APA      | ↑     | APA GROUP UNT                  | Data not available...   |             | 41              | 90             | -37            | 4                 | 54     |
| 57  | VCX      | ↑     | VICINITY CENTRES RE LTD        | Residential & Commer... |             | 60              | 64             | -18            | 12                | 100    |
| 58  | REH      | ↘     | REECE LIMITED                  | Homebuilding & Const... |             | -26             | -61            | 90             | 33                | -53    |
| 59  | JBH      | ↑     | JB HI-FI LIMITED               | Specialty Retailers...  |             | 49              | 75             | -56            | 4                 | 91     |
| 60  | BSL      | →     | BLUESCOPE STEEL LIMITED        | Metals & Mining...      |             | -24             | -52            | 16             | -4                | 55     |
| 61  | TPG      | ↑     | TPG TELECOM LIMITED            | Telecommunications S... |             | 32              | 93             | -25            | 9                 | 95     |
| 62  | AFI      | ↓     | AUSTRALIAN FOUNDATION INVESTME | Investment Banking &... |             | -35             | -67            | 12             | 9                 | -68    |
| 63  | IFT      | ↓     | INFRATIL LIMITED               | Investment Banking &... | ●           | -30             | -43            | 37             | -7                | -83    |
| 64  | GPT      | ↑     | GPT GROUP UNT                  | Data not available...   | ●           | 30              | 45             | 45             | 15                | 100    |
| 65  | MGR      | ↑     | MIRVAC GROUP UNT               | Data not available...   |             | 44              | 87             | -51            | 7                 | 93     |
| 66  | TNE      | ↑     | TECHNOLOGY ONE LIMITED         | Software & IT Servic... |             | 80              | 53             | 45             | -4                | 100    |
| 67  | TLX      | ↓     | TELEX PHARMACEUTICALS LIMITED  | Biotechnology & Medi... |             | -33             | -75            | -17            | -19               | 7      |
| 68  | DXS      | →     | DEXUS UNT                      | Data not available...   |             | -21             | -43            | -50            | 0                 | -92    |
| 69  | ORI      | ↑     | ORICA LIMITED                  | Chemicals...            |             | 38              | 45             | 6              | 6                 | 93     |
| 70  | RHC      | ↑     | RAMSAY HEALTH CARE LIMITED     | Healthcare Providers... |             | 36              | 55             | -6             | -11               | -23    |
| 71  | MCY      | →     | MERCURY NZ LIMITED             | Electrical Utilities... |             | 17              | 47             | -50            | 3                 | -34    |
| 72  | CHC      | ↑     | CHARTER HALL GRP UNT           | Data not available...   | ●           | 41              | 34             | -60            | 17                | 85     |
| 73  | ALX      | ↑     | Atlas Arteria Group            | Transport Infrastruc... | ●           | 31              | 51             | -31            | 3                 | 25     |
| 74  | LYC      | ↑     | LYNAS RARE EARTHS LIMITED      | Metals & Mining...      |             | 46              | 93             | 54             | 88                | 100    |
| 75  | ALQ      | ↑     | ALS LIMITED                    | Professional & Comme... |             | 33              | 52             | 36             | 25                | 100    |

↑ Monthly stock price direction is in an uptrend

↗ Monthly stock price direction is probably in an uptrend

→ Monthly stock price direction is uncertain

↘ Monthly stock price direction is probably in a downtrend

↓ Monthly stock price direction is in a downtrend

● Stock has entered an upswing or uptrend

● Stock price swing trend may be changing

● Stock has entered a downswing or downtrend

KEY



## ASX TOP 100 SWING CHART p2

| No. | ASX Code | Trend | Company Description            | Sector                  | SWING ALERT | PRICE DIRECTION | TREND MOMENTUM | TRADING VOLUME | Buy-Sell PRESSURE | RISK % |
|-----|----------|-------|--------------------------------|-------------------------|-------------|-----------------|----------------|----------------|-------------------|--------|
| 76  | SEK      | ↑     | SEEK LIMITED                   | Professional & Comme... | ●           | 34              | 15             | -18            | -9                | -22    |
| 77  | TWE      | ↓     | TREASURY WINE ESTATES LIMITED  | Beverages...            |             | -54             | -92            | 100            | -42               | -100   |
| 78  | EDV      | →     | ENDEAVOUR GROUP LIMITED        | Food & Drug Retailin... | ●           | 22              | 42             | -68            | 1                 | -57    |
| 79  | AGL      | →     | AGL ENERGY LIMITED             | Multiline Utilities...  |             | 12              | 49             | -27            | 15                | -17    |
| 80  | EBO      | →     | EBOS GROUP LIMITED             | Pharmaceuticals...      |             | 18              | 65             | 100            | -9                | 91     |
| 81  | QUB      | ↑     | QUBE HOLDINGS LIMITED          | Transport Infrastruc... | ●           | 41              | 44             | -35            | 4                 | 87     |
| 82  | CEN      | →     | CONTACT ENERGY LIMITED         | Electrical Utilities... |             | 18              | 70             | -94            | -4                | 71     |
| 83  | WOR      | ↓     | WORLEY LIMITED                 | Construction & Engin... |             | -64             | -80            | 0              | 14                | -90    |
| 84  | NXT      | ↑     | NEXTDC LIMITED                 | Software & IT Servic... | ●           | 38              | 53             | 9              | 22                | -30    |
| 85  | ARG      | ↓     | ARGO INVESTMENTS LIMITED       | Investment Banking &... |             | -38             | -54            | 50             | 13                | 1      |
| 86  | YAL      | ↗     | YANCOAL AUSTRALIA LTD          | Coal...                 | ●           | 27              | 59             | -7             | 40                | -29    |
| 87  | SDF      | →     | STEADFAST GROUP LTD            | Insurance...            |             | -10             | -52            | -38            | 6                 | 54     |
| 88  | CWY      | →     | CLEANAWAY WASTE MANAGEMENT LIM | Professional & Comme... |             | 17              | 79             | 42             | -19               | -10    |
| 89  | HVN      | ↘     | HARVEY NORMAN HOLDINGS LTD     | Diversified Retail...   | ●           | -28             | -34            | -61            | 12                | 49     |
| 90  | A2M      | →     | THE A2 MILK COMPANY LIMITED    | Food & Tobacco...       | ●           | -21             | -66            | -4             | -14               | 37     |
| 91  | BEN      | ↑     | BENDIGO AND ADELAIDE BANK LIM  | Banking Services...     | ●           | 46              | 63             | -16            | 27                | 82     |
| 92  | GQG      | ↘     | GQG PARTNERS INC.              | Investment Banking &... |             | -29             | -25            | 48             | 5                 | -74    |
| 93  | NWL      | ↓     | NETWEALTH GROUP LIMITED        | Investment Banking &... |             | -41             | -36            | -32            | -9                | 42     |
| 94  | AZJ      | ↘     | AURIZON HOLDINGS LIMITED       | Freight & Logistics ... | ●           | -26             | -99            | -6             | 14                | -92    |
| 95  | DEG      | NA    | DE GREY MINING LTD             | Metals & Mining...      |             | NA              | NA             | NA             | NA                | NA     |
| 96  | CSC      | NA    | CAPSTONE COPPER CORP           | Metals & Mining...      |             | NA              | NA             | NA             | NA                | NA     |
| 97  | ALD      | ↓     | AMPOL LIMITED                  | Oil & Gas...            |             | -47             | -41            | -51            | 3                 | -90    |
| 98  | HUB      | ↓     | HUB24 LIMITED                  | Investment Banking &... |             | -51             | -40            | -41            | -8                | 37     |
| 99  | PRU      | ↑     | PERSEUS MINING LIMITED         | Metals & Mining...      |             | 44              | 95             | 37             | -4                | 100    |
| 100 | PLS      | ↓     | PILBARA MINERALS LIMITED       | Metals & Mining...      |             | -45             | -98            | 100            | 60                | -65    |

↑ Monthly stock price direction is in an uptrend

↗ Monthly stock price direction is probably in an uptrend

→ Monthly stock price direction is uncertain

↘ Monthly stock price direction is probably in a downtrend

↓ Monthly stock price direction is in a downtrend

● Stock has entered an upswing or uptrend

● Stock price swing trend may be changing

● Stock has entered a downswing or downtrend

Risk

-100

-50

0

50

100

<-- Higher

Uncertain

Lower -->

# ASX TOP 50 SWING CHART

(Ranked 1-50) p1

| No. | ASX Code | Trend | Company Description            | Sector                  | SWING ALERT | PRICE DIRECTION | TREND MOMENTUM | TRADING VOLUME | Buy-Sell PRESSURE | RISK % |
|-----|----------|-------|--------------------------------|-------------------------|-------------|-----------------|----------------|----------------|-------------------|--------|
| 33  | FPH      | ↑     | FISHER & PAYKEL HEALTHCARE COR | Healthcare Equipment... |             | 43              | 74             | 23             | 0                 | 100    |
| 43  | EVN      | ↑     | EVOLUTION MINING LIMITED       | Metals & Mining...      |             | 56              | 99             | 53             | 22                | 100    |
| 14  | TLS      | ↑     | TELSTRA GROUP LIMITED          | Telecommunications S... |             | 90              | 95             | -7             | 10                | 100    |
| 20  | SIG      | ↗     | SIGMA HEALTHCARE LIMITED       | Pharmaceuticals...      | ●           | 26              | 99             | 100            | 25                | 100    |
| 48  | MPL      | ↑     | MEDIBANK PRIVATE LIMITED       | Insurance...            |             | 49              | 97             | -32            | 9                 | 100    |
| 29  | NST      | ↑     | NORTHERN STAR RESOURCES LTD    | Metals & Mining...      |             | 69              | 83             | 35             | 36                | 100    |
| 45  | SOL      | ↑     | WASHINGTON H. SOUL PATTINSON A | Holding Companies...    |             | 69              | 56             | 100            | 95                | 100    |
| 44  | ASX      | ↑     | ASX LIMITED                    | Investment Banking &... |             | 36              | 77             | 47             | 13                | 100    |
| 1   | CBA      | ↑     | COMMONWEALTH BANK OF AUSTRALIA | Banking Services...     |             | 58              | 67             | -28            | 7                 | 98     |
| 23  | COL      | ↑     | COLES GROUP LIMITED            | Food & Drug Retailin... |             | 53              | 69             | -29            | 10                | 98     |
| 7   | NEM      | ↑     | NEWMONT CORPORATION            | Metals & Mining...      |             | 43              | 91             | -71            | 30                | 97     |
| 27  | XRO      | ↑     | XERO LIMITED                   | Software & IT Servic... | ●           | 52              | 47             | -18            | 9                 | 95     |
| 24  | BXB      | ↑     | BRAMBLES LIMITED               | Containers & Packagi... |             | 43              | 61             | 10             | -3                | 95     |
| 9   | WES      | ↑     | WESFARMERS LIMITED             | Diversified Retail...   |             | 59              | 57             | -40            | 7                 | 95     |
| 16  | TCL      | ↑     | TRANSURBAN GROUP               | Transport Infrastruc... |             | 56              | 63             | -46            | 6                 | 94     |
| 36  | IAG      | ↑     | INSURANCE AUSTRALIA GROUP LIM  | Insurance...            |             | 35              | 57             | -49            | 13                | 87     |
| 6   | NAB      | ↑     | NATIONAL AUSTRALIA BANK LIMITE | Banking Services...     | ●           | 34              | 58             | -39            | 8                 | 87     |
| 37  | SCG      | ↑     | SCENTRE GROUP                  | Real Estate Operatio... |             | 41              | 62             | -45            | 1                 | 87     |
| 31  | SUN      | ↑     | SUNCORP GROUP LIMITED          | Insurance...            | ●           | 32              | 44             | -44            | 14                | 85     |
| 46  | QAN      | ↑     | QANTAS AIRWAYS LIMITED         | Passenger Transporta... |             | 51              | 48             | -31            | -17               | 84     |
| 32  | PME      | ↑     | PRO MEDICUS LIMITED            | Healthcare Equipment... | ●           | 45              | 46             | -50            | -12               | 80     |
| 38  | URW      | ↑     | Unibail-Rodamco-Westfield Se S | Residential & Commer... | ●           | 34              | 33             | -77            | -3                | 73     |
| 5   | WBC      | ↗     | WESTPAC BANKING CORPORATION    | Banking Services...     |             | -10             | -33            | -28            | 10                | 60     |
| 50  | CAR      | ↗     | CAR GROUP LIMITED              | Software & IT Servic... | ●           | 28              | 46             | -62            | 3                 | 58     |
| 22  | QBE      | ↘     | QBE INSURANCE GROUP LIMITED    | Insurance...            | ●           | -25             | -32            | -27            | 2                 | 52     |



## ASX TOP 50 SWING CHART


(Ranked 1-51) p2

| No. | ASX Code | Trend | Company Description            | Sector                  | SWING ALERT | PRICE DIRECTION | TREND MOMENTUM | TRADING VOLUME | Buy-Sell PRESSURE | RISK % |
|-----|----------|-------|--------------------------------|-------------------------|-------------|-----------------|----------------|----------------|-------------------|--------|
| 34  | SVW      | ↓     | SGH LIMITED                    | Machinery, Equipment... |             | -35             | -45            | 45             | 23                | 51     |
| 26  | NWS      | ↗     | NEWS CORPORATION               | Media & Publishing...   | ●           | -23             | -38            | -71            | -33               | 47     |
| 30  | CPU      | ↗     | COMPUTERSHARE LIMITED          | Professional & Comme... | ●           | -29             | -63            | 33             | 4                 | 45     |
| 39  | ORG      | ↓     | ORIGIN ENERGY LIMITED          | Electrical Utilities... |             | -38             | -55            | 77             | 19                | 42     |
| 12  | RMD      | ↗     | RESMED INC.                    | Healthcare Equipment... |             | -26             | -44            | 99             | 4                 | 39     |
| 21  | REA      | ↓     | REA GROUP LTD                  | Software & IT Servic... |             | -32             | -50            | -9             | -14               | 38     |
| 11  | GMG      | ↑     | GOODMAN GROUP UNT              | Data not available...   | ●           | 35              | 46             | 40             | 10                | 26     |
| 19  | ALL      | ↓     | ARISTOCRAT LEISURE LIMITED     | Hotels & Entertainme... |             | -33             | -67            | 22             | 13                | 26     |
| 25  | WTC      | ↑     | WISETECH GLOBAL LIMITED        | Software & IT Servic... | ●           | 40              | 53             | -41            | -4                | 24     |
| 8   | ANZ      | ↗     | ANZ GROUP HOLDINGS LIMITED     | Banking Services...     |             | -28             | -49            | 29             | 8                 | 10     |
| 17  | WOW      | ↑     | WOOLWORTHS GROUP LIMITED       | Food & Drug Retailin... |             | 56              | 58             | 34             | 3                 | 4      |
| 42  | MEZ      | ↗     | MERIDIAN ENERGY LIMITED        | Electrical Utilities... |             | 21              | 59             | 66             | 12                | -20    |
| 47  | AIA      | ↗     | AUCKLAND INTERNATIONAL AIRPORT | Transport Infrastruc... |             | -7              | -76            | 7              | 18                | -20    |
| 10  | MQG      | ↓     | MACQUARIE GROUP LIMITED.       | Investment Banking &... |             | -51             | -55            | -21            | -3                | -21    |
| 41  | JHX      | ↗     | JAMES HARDIE INDUSTRIES PUBLIC | Construction Materia... |             | -26             | -59            | 100            | 100               | -28    |
| 18  | WDS      | ↓     | WOODSIDE ENERGY GROUP LTD      | Oil & Gas...            |             | -34             | -53            | 37             | 70                | -31    |
| 35  | STO      | ↓     | SANTOS LIMITED                 | Oil & Gas...            |             | -31             | -54            | 2              | 24                | -51    |
| 49  | SHL      | ↗     | SONIC HEALTHCARE LIMITED       | Healthcare Providers... | ●           | -13             | -52            | 19             | 4                 | -75    |
| 40  | COH      | ↗     | COCHLEAR LIMITED               | Healthcare Equipment... | ●           | -28             | -72            | 40             | 2                 | -84    |
| 28  | AMC      | ↓     | Amcor plc                      | Containers & Packagi... |             | -37             | -76            | -66            | -6                | -86    |
| 13  | XYZ      | ↓     | BLOCK, INC.                    | Professional & Comme... |             | -37             | -89            | -18            | -5                | -92    |
| 15  | FMG      | ↓     | FORTESCUE LTD                  | Metals & Mining...      |             | -40             | -68            | 7              | 8                 | -93    |
| 2   | BHP      | ↓     | BHP GROUP LIMITED              | Metals & Mining...      |             | -51             | -57            | -8             | -11               | -99    |
| 3   | RIO      | ↓     | RIO TINTO LIMITED              | Metals & Mining...      |             | -56             | -48            | -46            | -32               | -100   |
| 4   | CSL      | ↗     | CSL LIMITED                    | Pharmaceuticals...      |             | -29             | -99            | -28            | -12               | -100   |

- ↑ Monthly stock price direction is in an uptrend  
 ↗ Monthly stock price direction is probably in an uptrend  
 → Monthly stock price direction is uncertain  
 ↘ Monthly stock price direction is probably in a downtrend  
 ↓ Monthly stock price direction is in a downtrend

- Stock has entered an upswing or uptrend  
 ● Stock price swing trend may be changing  
 ● Stock has entered a downswing or downtrend

KEY






# ASX TOP 100 SWING CHART

(ranked 51-100) p1

| No. | ASX Code | Trend | Company Description            | Sector                  | SWING ALERT | PRICE DIRECTION | TREND MOMENTUM | TRADING VOLUME | Buy-Sell PRESSURE | RISK % |
|-----|----------|-------|--------------------------------|-------------------------|-------------|-----------------|----------------|----------------|-------------------|--------|
| 96  | CSC      |       |                                |                         |             | NA              | NA             | NA             | NA                | NA     |
| 54  | AAI      |       |                                |                         |             | NA              | NA             | NA             | NA                | NA     |
| 95  | DEG      | NA    | DE GREY MINING LTD             | Metals & Mining...      |             | NA              | NA             | NA             | NA                | NA     |
| 66  | TNE      | ↑     | TECHNOLOGY ONE LIMITED         | Software & IT Servic... |             | 80              | 53             | -45            | -4                | 100    |
| 51  | SGP      | ↑     | STOCKLAND UNT                  | Data not available...   |             | 42              | 77             | 4              | 13                | 100    |
| 74  | LYC      | ↑     | LYNAS RARE EARTHS LIMITED      | Metals & Mining...      |             | 46              | 93             | 54             | 88                | 100    |
| 75  | ALQ      | ↑     | ALS LIMITED                    | Professional & Comme... |             | 33              | 52             | 36             | 25                | 100    |
| 99  | PRU      | ↑     | PERSEUS MINING LIMITED         | Metals & Mining...      |             | 44              | 95             | -37            | -4                | 100    |
| 57  | VCX      | ↑     | VICINITY CENTRES RE LTD        | Residential & Commer... |             | 60              | 64             | 18             | 12                | 100    |
| 64  | GPT      | ↑     | GPT GROUP UNT                  | Data not available...   | ●           | 30              | 45             | 45             | 15                | 100    |
| 55  | TLC      | ↑     | THE LOTTERY CORPORATION LIMITE | Hotels & Entertainme... |             | 47              | 59             | 21             | 16                | 97     |
| 61  | TPG      | ↑     | TPG TELECOM LIMITED            | Telecommunications S... |             | 32              | 93             | 25             | 9                 | 95     |
| 69  | ORI      | ↑     | ORICA LIMITED                  | Chemicals...            |             | 38              | 45             | 6              | 6                 | 93     |
| 65  | MGR      | ↑     | MIRVAC GROUP UNT               | Data not available...   |             | 44              | 87             | 51             | 7                 | 93     |
| 59  | JBH      | ↑     | JB HI-FI LIMITED               | Specialty Retailers...  |             | 49              | 75             | 56             | 4                 | 91     |
| 80  | EBO      | →     | EBOS GROUP LIMITED             | Pharmaceuticals...      |             | 18              | 65             | -100           | -9                | 91     |
| 81  | QUB      | ↑     | QUBE HOLDINGS LIMITED          | Transport Infrastruc... | ●           | 41              | 44             | 35             | 4                 | 87     |
| 72  | CHC      | ↑     | CHARTER HALL GRP UNT           | Data not available...   | ●           | 41              | 34             | 60             | 17                | 85     |
| 91  | BEN      | ↑     | BENDIGO AND ADELAIDE BANK LIMI | Banking Services...     | ●           | 46              | 63             | 16             | 27                | 82     |
| 82  | CEN      | →     | CONTACT ENERGY LIMITED         | Electrical Utilities... |             | 18              | 70             | -94            | -4                | 71     |
| 60  | BSL      | →     | BLUESCOPE STEEL LIMITED        | Metals & Mining...      |             | -24             | -52            | -16            | -4                | 55     |
| 87  | SDF      | →     | STEADFAST GROUP LTD            | Insurance...            |             | -10             | -52            | 38             | 6                 | 54     |
| 56  | APA      | ↑     | APA GROUP UNT                  | Data not available...   |             | 41              | 90             | 37             | 4                 | 54     |
| 89  | HVN      | →     | HARVEY NORMAN HOLDINGS LTD     | Diversified Retail...   | ●           | -28             | -34            | 61             | 12                | 49     |
| 93  | NWL      | ↓     | NETWEALTH GROUP LIMITED        | Investment Banking &... |             | -41             | -36            | -32            | -9                | 42     |

- ↑ Monthly stock price direction is in an uptrend  
 → Monthly stock price direction is probably in an uptrend  
 → Monthly stock price direction is uncertain  
 → Monthly stock price direction is probably in a downtrend  
 ↓ Monthly stock price direction is in a downtrend

- Stock has entered an upswing or uptrend  
 ● Stock price swing trend may be changing  
 ● Stock has entered a downswing or downtrend



KEY


# ASX TOP 100 SWING CHART

(ranked 51-100) p2


| No. | ASX Code | Trend | Company Description            | Sector                  | SWING ALERT | PRICE DIRECTION | TREND MOMENTUM | TRADING VOLUME | Buy-Sell PRESSURE | RISK % |
|-----|----------|-------|--------------------------------|-------------------------|-------------|-----------------|----------------|----------------|-------------------|--------|
| 98  | HUB      | ↓     | HUB24 LIMITED                  | Investment Banking &... |             | -51             | -40            | -41            | -8                | 37     |
| 90  | A2M      | ↗     | THE A2 MILK COMPANY LIMITED    | Food & Tobacco...       | ●           | -21             | -66            | -4             | -14               | 37     |
| 73  | ALX      | ↑     | Atlas Arteria Group            | Transport Infrastruc... | ●           | 31              | 51             | 31             | 3                 | 25     |
| 67  | TLX      | ↓     | TELEX PHARMACEUTICALS LIMITED  | Biotechnology & Medi... |             | -33             | -75            | -17            | -19               | 7      |
| 85  | ARG      | ↓     | ARGO INVESTMENTS LIMITED       | Investment Banking &... |             | -38             | -54            | 50             | 13                | 1      |
| 88  | CWY      | ↗     | CLEANAWAY WASTE MANAGEMENT LIM | Professional & Comme... |             | 17              | 79             | -42            | -19               | -10    |
| 79  | AGL      | ↗     | AGL ENERGY LIMITED             | Multiline Utilities...  |             | 12              | 49             | 27             | 15                | -17    |
| 76  | SEK      | ↑     | SEEK LIMITED                   | Professional & Comme... | ●           | 34              | 15             | -18            | -9                | -22    |
| 70  | RHC      | ↑     | RAMSAY HEALTH CARE LIMITED     | Healthcare Providers... |             | 36              | 55             | -6             | -11               | -23    |
| 86  | YAL      | ↗     | YANCOAL AUSTRALIA LTD          | Coal...                 | ●           | 27              | 59             | 7              | 40                | -29    |
| 84  | NXT      | ↑     | NEXTDC LIMITED                 | Software & IT Servic... | ●           | 38              | 53             | 9              | 22                | -30    |
| 71  | MCY      | ↗     | MERCURY NZ LIMITED             | Electrical Utilities... |             | 17              | 47             | 50             | 3                 | -34    |
| 58  | REH      | ↘     | REECE LIMITED                  | Homebuilding & Const... |             | -26             | -61            | 90             | 33                | -53    |
| 78  | EDV      | ↗     | ENDEAVOUR GROUP LIMITED        | Food & Drug Retailin... | ●           | 22              | 42             | 68             | 1                 | -57    |
| 100 | PLS      | ↓     | PILBARA MINERALS LIMITED       | Metals & Mining...      |             | -45             | -98            | 100            | 60                | -65    |
| 62  | AFI      | ↓     | AUSTRALIAN FOUNDATION INVESTME | Investment Banking &... |             | -35             | -67            | 12             | 9                 | -68    |
| 92  | GQG      | ↘     | GQG PARTNERS INC.              | Investment Banking &... |             | -29             | -25            | 48             | 5                 | -74    |
| 63  | IFT      | ↓     | INFRATIL LIMITED               | Investment Banking &... | ●           | -30             | -43            | -37            | -7                | -83    |
| 83  | WOR      | ↓     | WORLEY LIMITED                 | Construction & Engin... |             | -64             | -80            | 0              | 14                | -90    |
| 97  | ALD      | ↓     | AMPOL LIMITED                  | Oil & Gas...            |             | -47             | -41            | 51             | 3                 | -90    |
| 94  | AZJ      | ↘     | AURIZON HOLDINGS LIMITED       | Freight & Logistics ... | ●           | -26             | -99            | 6              | 14                | -92    |
| 68  | DXS      | ↗     | DEXUS UNT                      | Data not available...   |             | -21             | -43            | 50             | 0                 | -92    |
| 52  | S32      | ↓     | SOUTH32 LIMITED                | Metals & Mining...      |             | -60             | -78            | -9             | -16               | -100   |
| 53  | LNW      | ↗     | LIGHT & WONDER, INC.           | Hotels & Entertainme... |             | -24             | -78            | -100           | -84               | -100   |
| 77  | TWE      | ↓     | TREASURY WINE ESTATES LIMITED  | Beverages...            |             | -54             | -92            | -100           | -42               | -100   |

- ↑ Monthly stock price direction is in an uptrend  
 ↗ Monthly stock price direction is probably in an uptrend  
 → Monthly stock price direction is uncertain  
 ↘ Monthly stock price direction is probably in a downtrend  
 ↓ Monthly stock price direction is in a downtrend

- Stock has entered an upswing or uptrend  
 ● Stock price swing trend may be changing  
 ● Stock has entered a downswing or downtrend



KEY



**Market  
Monkey**